

# DME CATALOG





## Shower Chair without Back

The **ProBasics Shower Chair without Back** is designed for individuals who require seating support and stability when bathing or showering. The bench features a comfortable contoured textured seat that can support patient weights up to 300 pounds. The angled legs have one-inch, easy-snap button adjustments and wide-based, non-skid feet for added sturdiness and safety. Tool-free assembly and limited lifetime warranty are standard.

### FEATURES

- Aluminum frame is lightweight, durable and corrosion-proof
- Blow-molded bench has a textured surface and is contoured with drainage holes to reduce slipping
- Quick tool-free assembly
- Wide-based crutch tips help increase stability
- Two-hole handles in seat provide security when sitting or standing
- Legs are height adjustable with one-inch snap button adjustments
- HCPCS Code: E0245\*

### SPECIFICATIONS

Overall Footprint:	16.5"W x 19"D
Seat Dimensions:	19.5"W x 11.5"D
Adjustable Seat Height:	14.25" – 20.5"
Weight Capacity:	300 lb
Carton Dimensions:	23.5" x 17" x 19"
Shipping Weight:	19 lb
Warranty:	Limited Lifetime on frame One year on all parts

Item #	Description	UPC	UOM
BSC	ProBasics Shower Chair without Back	815067071920	4/cs

\* Providers are responsible for determining appropriate billing codes for Medicare Program claims. This information is included for your convenience and is not intended, nor should it be considered billing advice.



## Bariatric Shower Chair without Back

The **ProBasics Bariatric Shower Chair without Back** is designed for individuals who require seating support and stability when bathing or showering. The bench features a special cross brace design with a heavy duty blow-molded textured seat that can support patient weights up to 550 pounds. The angled legs have one-inch, easy-snap button adjustments and wide-based, non-skid feet for added sturdiness and safety. Tool-free assembly and limited lifetime warranty are standard.

### FEATURES

- Comfortable, blow-molded seat with integrated handles for additional support
- Dual cross brace design reinforced with aircraft-style rivets for extra stability
- High-strength aluminum frame to prevent corrosion
- Textured contoured surface with drainage holes to reduce slipping and increase comfort
- Wide-based tips help increase stability
- Legs are height adjustable in one-inch increments with heavy duty height adjustment pins to accommodate larger individuals
- Quick tool-free assembly
- HCPCS Code: E0245\*

### SPECIFICATIONS

Overall Footprint:	21"W x 17.5"D
Seat Dimensions:	20"W x 12"D
Adjustable Seat Height:	16.5" – 20.5"
Weight Capacity:	550 lb
Carton Dimensions:	18.5" x 22.5" x 17.5"
Shipping Weight:	12 lb
Warranty:	Limited Lifetime on frame One year on all parts

Item #	Description	UPC	UOM
BSBC	Probasics Bariatric Shower Chair w/o Back	815067071944	2/cs

\* Providers are responsible for determining appropriate billing codes for Medicare Program claims. This information is included for your convenience and is not intended, nor should it be considered billing advice.



## Shower Chair with Back

The **ProBasics Shower Chair with Back** is designed for individuals who require seating support and stability when bathing or showering. The chair features a comfortable contoured textured seat and back that can support patient weights up to 300 pounds. The angled legs have one-inch, easy-snap button adjustments and wide-based, non-skid feet for added sturdiness and safety. Tool-free assembly and limited lifetime warranty are standard.

### FEATURES

- Aluminum frame is lightweight, durable and corrosion-proof
- Blow-molded bench and back provide comfort and strength
- Quick tool-free assembly
- Wide-based crutch tips help increase stability
- Two-hole handles in seat provide security when sitting or standing
- Legs are height adjustable with one-inch snap button adjustments
- HCPCS Code: E0240\*

### SPECIFICATIONS

Overall Footprint:	16.5"W x 19"D
Seat Dimensions:	19.5"W x 11.5"D
Adjustable Seat Height:	14.25" – 20.5"
Weight Capacity:	300 lb
Carton Dimensions:	28" x 21" x 19"
Shipping Weight:	25 lb
Warranty:	Limited Lifetime on frame One year on all parts

Item #	Description	UPC	UOM
BSCWB	ProBasics Shower Chair with Back	815067071913	4/cs

\* Providers are responsible for determining appropriate billing codes for Medicare Program claims. This information is included for your convenience and is not intended, nor should it be considered billing advice.





## Bariatric Shower Chair with Back

The **ProBasics Bariatric Shower Chair with Back** is designed for individuals who require seating support when bathing or showering. The chair features a special cross brace design with a heavy duty blow-molded back and textured seat that can support patient weights up to 550 pounds. The angled legs have one-inch, easy-snap button adjustments and wide-based, non-skid feet for added sturdiness and safety. Tool-free assembly and limited lifetime warranty are standard.

### FEATURES

- Comfortable, blow-molded seat with integrated handles for additional support
- Textured contoured surface with drainage holes to reduce slipping and increase comfort
- Dual cross brace design reinforced with aircraft-style rivets for extra stability
- High-strength aluminum frame to prevent corrosion
- Legs are height adjustable in one-inch increments with heavy duty height adjustment pins to accommodate larger individuals
- Wide-based tips help increase stability
- Backrest is removable
- Quick tool-free assembly
- HCPCS Code: E0240\*

### SPECIFICATIONS

Overall Footprint:	21"W x 17.5"D
Seat Dimensions:	20"W x 12"D
Adjustable Seat Height:	16.5" – 20.5"
Weight Capacity:	550 lb
Carton Dimensions:	21" x 17" x 27"
Shipping Weight:	16.5 lb
Warranty:	Limited lifetime on frame One year on all parts

Item #	Description	UPC	UOM
BSBCWB	ProBasics Bariatric Shower Chair with Back	815067071937	2/cs

\* Providers are responsible for determining appropriate billing codes for Medicare Program claims. This information is included for your convenience and is not intended, nor should it be considered billing advice.



## Deluxe Shower Chair with Back and Arms

The **ProBasics Deluxe Shower Chair with Back and Arms** is designed for individuals who require seating support and stability when bathing or showering. The chair features a comfortable contoured textured seat and back that can support patient weights up to 300 pounds. Arms and back are easy to remove. The angled legs have one-inch, easy-snap button adjustments and wide-based, non-skid feet for added sturdiness and safety. Tool-free assembly and limited lifetime warranty are standard.

### FEATURES

- Aluminum frame is lightweight, durable and corrosion-proof
- Removable padded armrests provide comfort and added security when sitting or standing
- Blow-molded bench and back provide comfort and strength
- Quick tool-free assembly
- Wide-based crutch tips help increase stability
- Two-hole handles in seat provide security when sitting or standing
- Legs are height adjustable with one-inch snap button adjustments
- HCPCS Code: E0240\*

### SPECIFICATIONS

Overall Footprint:	18.5"W x 21"D
Seat Dimensions:	16"W x 13.5"D
Adjustable Seat Height:	17.5" – 21.5"
Weight Capacity:	300 lb
Carton Dimensions:	19" x 17" x 22"
Shipping Weight:	33 lb
Warranty:	Limited Lifetime on frame One year on all parts

Item #	Description	UPC	UOM
BSCWBA	ProBasics Deluxe Shower Chair w/ Back and Arms	815067071951	4/cs

\* Providers are responsible for determining appropriate billing codes for Medicare Program claims. This information is included for your convenience and is not intended, nor should it be considered billing advice.



## Transfer Bench

The **ProBasics Transfer Bench** helps make transfers in and out of the bathtub safer and more comfortable. Constructed with an aluminum anodized frame and blow-molded bench, it features a reversible set back for right or left handed transfers. The angled legs have one-inch, easy-snap button adjustments and wide-based, non-skid feet for added sturdiness and safety. Tool-free assembly and limited lifetime warranty are standard.

### FEATURES

- Aluminum frame is lightweight, sturdy and corrosion-proof
- Durable blow-molded bench and back have a textured surface and are contoured with drainage holes to reduce slipping
- Wide-based tips and suction cups add sturdiness and prevent slipping
- Legs have one-inch easy snap-button adjustments
- Converts easily for left or right hand transfers
- Quick tool-free assembly
- HCPCS Code: E0247\*

### SPECIFICATIONS

Overall Footprint:	28.5"W x 17.5"D
Seat Dimensions:	25"W x 16"D
Adjustable Seat Height:	19" – 23"
Weight Capacity:	300 lb
Carton Dimensions:	28" x 17" x 11.5"
Shipping Weight:	23 lb
Warranty:	Limited lifetime on frame One year on all parts

Item #	Description	UPC	UOM
BSTB	ProBasics Transfer Bench	815067071968	2/cs

\* Providers are responsible for determining appropriate billing codes for Medicare Program claims. This information is included for your convenience and is not intended, nor should it be considered billing advice.



## Bariatric Transfer Bench

The **ProBasics Bariatric Transfer Bench** helps make transfers in and out of the bathtub safer and more comfortable. Constructed with an aluminum anodized frame, it features added cross braces for stability and a heavy duty blow-molded seat. It converts easily for left or right hand transfers. The angled legs have one-inch, easy-snap button adjustments and wide-based, non-skid feet for added sturdiness and safety. Tool-free assembly and limited lifetime warranty are standard.

### FEATURES

- Aluminum frame is lightweight, durable and corrosion-proof
- Durable blow-molded bench and back have a textured surface and are contoured with drainage holes to reduce slipping
- Wide-based tips and suction cups add sturdiness and prevent slipping
- Legs have one-inch easy snap-button adjustments
- Added cross brace for stability
- Converts easily for left or right hand transfers
- Quick tool-free assembly
- HCPCS Code: E0248\*

### SPECIFICATIONS

Overall Footprint:	32.5"W x 21.5"D
Seat Dimensions:	25"W x 15.5"D
Adjustable Seat Height:	18" – 24.25"
Weight Capacity:	500 lb
Carton Dimensions:	33.5" x 20.5" x 17"
Shipping Weight:	28 lb
Warranty:	Limited lifetime on frame One year on all parts

Item #	Description	UPC	UOM
BSBTB	ProBasics Bariatric Transfer Bench	815067071975	2/cs

\* Providers are responsible for determining appropriate billing codes for Medicare Program claims. This information is included for your convenience and is not intended, nor should it be considered billing advice.



## Padded Transfer Bench

The **ProBasics Padded Transfer Bench** helps make transfers in and out of the bathtub safer and more comfortable. Constructed with an aluminum anodized frame and padded back and bench, it features a reversible back for right or left handed transfers. The angled legs have one-inch, easy-snap button adjustments and wide-based, non-skid feet for added sturdiness and safety. Tool-free assembly and limited lifetime warranty are standard.

### FEATURES

- Aluminum frame is lightweight, sturdy and corrosion-proof
- Vinyl seat and back are padded with 1.25" open-cell foam for added comfort
- Wide-based tips and suction cups add sturdiness and prevent slipping
- Legs have one-inch easy snap-button adjustments
- Converts easily for left or right hand transfers
- Quick tool-free assembly
- HCPCS Code: E0247\*

### SPECIFICATIONS

Overall Footprint:	27"W x 16.5"D
Seat Dimensions:	25"W x 15.5"D
Adjustable Seat Height:	21" – 25"
Weight Capacity:	300 lb
Carton Dimensions:	30" x 17" x 14.5"
Shipping Weight:	25 lb
Warranty:	Limited lifetime on frame One year on all parts

Item #	Description	UPC	UOM
BSTBP	ProBasics Padded Transfer Bench	815067071982	2/cs

\* Providers are responsible for determining appropriate billing codes for Medicare Program claims. This information is included for your convenience and is not intended, nor should it be considered billing advice.



## Raised Toilet Seats

**ProBasics Raised Toilet Seats** are a must for anyone with bending or sitting difficulties. Available in multiple heights, with and without arms and locking options to accommodate all needs. All toilet seats are constructed of heavy duty blow-molded plastic that is durable and easy to clean.



BSRTSL  
Locking Seat



BSRTSLA  
Locking Seat with Padded Arms

### FEATURES

- Adjustable front locking mechanism tightens easily with one hand and fits most toilets. Prevents shifting of seat when transferring
- Elevates existing seat height by 4.5"
- Extra-large hygienic hole cutout
- Tool-free assembly
- Color: white
- HCPCS Code: E0244\*

### SPECIFICATIONS

Seat Width:	17"
Seat Depth:	17"
Width Between Arms:	19.25" (BSRTSLA only)
Seat Height:	BSRTSL: 4.5" BSRTSLA: 4.5"
Weight Capacity:	350 lb
Carton Dimensions:	BSRTSL: 17.5" x 7.5" x 18" BSRTSLA: 21" x 8" x 18"
Shipping Weight:	BSRTSL: 5.5 lb BSRTSLA: 7.3 lb
Warranty:	Limited lifetime on frame One year on all parts

Item #	Description	UPC	UOM
BSRTSL	ProBasics Raised Toilet Seat with Lock	815067072002	1/cs
BSRTSLA	ProBasics Raised Toilet Seat with Lock and Padded Arms	815067072019	1/cs

\* Providers are responsible for determining appropriate billing codes for Medicare Program claims. This information is included for your convenience and is not intended, nor should it be considered billing advice.





## Toilet Safety Frame

The **ProBasics Toilet Safety Frame** provides a safe, stable aid for individuals who struggle with the up and down demands of toileting. The frame is designed to accommodate both standard and elevated toilet seats. It is easy to clean and the aluminum frame mounts securely onto the bowl with an adjustable bracket. The toilet safety frame can safely support patient weights up to 300 pounds.

### FEATURES

- Frame is made of anodized, non-corrosive one-inch aluminum tubing
- Arms are height and width adjustable
- Versatile design with tool-free assembly quickly secures to most toilets
- Contoured waterfall armrests provide additional comfort and support while providing an excellent gripping surface
- Powder-coated aluminum bracket easily attaches frame to toilet
- HCPCS Code: E0243\*

### SPECIFICATIONS

Adjustable Arm Width:	20" – 22"
Adjustable Arm Height:	26" – 29.5"
Weight Capacity:	300 lb
Carton Dimensions:	19.5" x 18" x 10"
Shipping Weight:	15 lb
Warranty:	Limited lifetime on frame One year on all parts

Item #	Description	UPC	UOM
BSTF	ProBasics Toilet Safety Frame	815067071821	4/cs

\* Providers are responsible for determining appropriate billing codes for Medicare Program claims. This information is included for your convenience and is not intended, nor should it be considered billing advice.



## Three-in-One Steel Commode

The **ProBasics Three-in-One Steel Commode** has three versatile functions; it can be used as a toilet safety frame, a commode, and a raised toilet seat. It features a removable back and comes complete with commode bucket, splash guard and lid. The versatile design includes an elongated deeper seat, armrests for added comfort, angled legs for stability and non-marring rubber tips.

### FEATURES

- Can function as a free-standing commode, a toilet safety frame (with backrest removed), or as a raised toilet seat with arms
- Features deeper seat depth for less mess and to allow more room for cleaning
- Durable steel-welded frame is attractive, strong and easy-to-clean
- Tool-free assembly, includes plastic snap on seat with lid
- Seat height readily adjusts in one-inch increments
- Plastic arms provide added comfort
- Comes complete with commode bucket with handle, cover and splash guard
- HCPCS Code: E0163\*

### SPECIFICATIONS

Width Between Arms:	17.5"
Outside Width:	24"
Seat Dimensions:	13.5"W x 16.5"D
Seat Opening:	8"W x 10"D
Adjustable Seat Height:	15.5" – 23.5"
Color:	Gray
Weight Capacity:	350 lb
Carton Dimensions:	25.5" x 25.5" x 25"
Shipping Weight:	57 lb
Warranty:	Limited lifetime on frame One year on parts

Item #	Description	UPC	UOM
BS31C	ProBasics Three-in-One Commode	815067071838	4/cs

\* Providers are responsible for determining appropriate billing codes for Medicare Program claims. This information is included for your convenience and is not intended, nor should it be considered billing advice.



## Three-in-One Folding Commode

The **ProBasics Three-in-One Folding Commode** has three versatile functions; it can be used as a toilet safety frame, a commode, and a raised toilet seat. This full-size steel commode folds compactly for storage and makes delivery easy. Clip-on seat can be removed for easy cleaning. Comes complete with a commode bucket, splash guard and cover.

### FEATURES

- Durable steel-welded frame is attractive, strong and easy-to-clean
- Comfortable elongated seat for ease of use
- Easily folds for transportation and storage
- Clip-on seat can be removed for easy cleaning
- Use as a bedside commode, toilet safety frame or raised toilet seat
- Seat height readily adjusts in one-inch increments
- Comes complete with seat, lid, commode bucket with handle, cover and splash guard
- Tool free assembly
- Color: gray frame, gray accessories
- HCPCS Code: E0163\*

### SPECIFICATIONS

Width Between Arms:	17.75"
Outside Width:	22"
Seat Dimensions:	13.5"W x 16.5"D
Seat Opening:	8"W x 10"D
Adjustable Seat Height:	16" – 22"
Weight Capacity:	350 lb
Carton Dimensions:	30" x 23" x 15"
Shipping Weight:	62.5 lb
Warranty:	Limited lifetime on frame One year on all parts

Item #	Description	UPC	UOM
BSFC	ProBasics Three-in-One Folding Commode	815067071845	4/cs

\* Providers are responsible for determining appropriate billing codes for Medicare Program claims. This information is included for your convenience and is not intended, nor should it be considered billing advice.



## Drop-Arm Commode

The **ProBasics Drop-Arm Commode** features a durable steel frame with an easy-release push-button arm mechanism allowing for safe lateral patient transfers to and from the commode. The anti-slip, soft Hypalon® armrests provide extra comfort and support. The frame can be configured to be used as a bedside commode, toilet safety frame or raised toilet seat. The tool free removable back makes configuring the commode easy for any application.

### FEATURES

- Durable steel frame provides strength and stability
- Equipped with easy-to-release arm mechanism allowing for safe lateral transfers to and from the commode
- Push-button drop-arm allows easier side transfer
- Soft, slip-resistant Hypalon® covered armrests
- Seat height readily adjusts in one-inch increments
- Bucket slides easily into place
- Removable backrest
- Comes complete with 7.5 quart commode bucket with carry handle and splash guard
- Color: white frame, gray accessories
- HCPCS Code: E0163\*

### SPECIFICATIONS

Width Between Arms:	18"
Outside Width:	21"
Seat Dimensions:	13.5"W x 17"D
Seat Opening:	8"W x 10"D
Adjustable Seat Height:	17" – 22"
Weight Capacity:	300 lb
Carton Dimensions:	21.5" x 16.5" x 14"
Shipping Weight:	19.5 lb
Warranty:	Limited lifetime on frame One year on all parts

Item #	Description	UPC	UOM
BSDAC	ProBasics Drop Arm Commode	815067071906	1/cs

\* Providers are responsible for determining appropriate billing codes for Medicare Program claims. This information is included for your convenience and is not intended, nor should it be considered billing advice.



## Bariatric Commode

**ProBasics Bariatric Commode** has a wider seat and steel frame to support a higher weight capacity and is ideal for larger patients. It has three versatile functions; it can be used as a toilet safety frame, a commode, and a raised toilet seat. It comes complete with commode bucket and lid. The versatile design includes a rectangular pan and pan holder, armrests for added comfort, angled legs for stability and non-marring rubber tips.

### FEATURES

- Can function as a free-standing commode, a toilet safety frame (with bucket removed) or as a raised toilet seat with arms.
- Durable steel-welded frame is attractive, strong and easy-to-clean
- Tool-free assembly, includes plastic snap on seat with lid
- The rectangular pan is accessible from both the front and back of commode
- Plastic arms provide added comfort
- Seat height readily adjusts in one-inch increments
- Color: gray frame, white accessories
- HCPCS Code: E0168

### SPECIFICATIONS

Seat height range:	15.75" – 20.87"
Width Between Arms	22"
Outside Width:	28.8"
Seat Opening:	8.39" x 10"
Pan Capacity:	10 quarts / 9.5 liters
Weight Capacity:	450 lb
Shipping Dimensions:	29.5" x 17.5" x 15.5"
Shipping Weight:	35.5 lb
Warranty:	Limited lifetime on frame One year on all parts

Item #	Description	UPC	UOM
BSB31C	ProBasics Bariatric Commode	815067071852	2/cs

\* Providers are responsible for determining appropriate billing codes for Medicare Program claims. This information is included for your convenience and is not intended, nor should it be considered billing advice.



## Bariatric Drop-Arm Commode

The **ProBasics Bariatric Drop-Arm Commode** features a durable steel frame with an easy-release push button arm mechanism allowing for safe lateral patient transfers to and from the commode. Equipped with wider seat and reinforced steel frame to support patient weights up to 650 pounds, it comes complete with commode bucket and lid.

### FEATURES

- Features a reinforced steel frame and an extra wide platform seat designed for comfort and stability
- Equipped with an easy-to-release arm mechanism allowing for safe lateral patient transfers to and from the commode
- Bucket easily slides into place
- Contoured armrests provide additional patient comfort
- Comes complete with a commode bucket and cover
- HCPCS Code: E0168\*

### SPECIFICATIONS

Width Between Arms:	24.5"
Outside Width:	28.5"
Seat Dimensions:	23"W x 18"D
Seat Opening:	8.25"W x 10"D
Adjustable Seat Height:	19.5" – 23.5"
Weight Capacity:	650 lb
Shipping Dimensions:	29.5" x 21" x 20"
Shipping Weight:	26 lb
Warranty:	Limited lifetime on frame One year on all parts

Item #	Description	UPC	UOM
BSBDAC	ProBasics Bariatric Drop-Arm Commode	815067071869	1/cs

\* Providers are responsible for determining appropriate billing codes for Medicare Program claims. This information is included for your convenience and is not intended, nor should it be considered billing advice.





## Bariatric Commode Extra Wide Seat

**ProBasics Bariatric Commode Extra Wide Seat** features a 24-inch wide platform seat and reinforced steel frame to support patient weights up to 650 pounds and is ideal for larger patients. It comes complete with commode bucket, splash guard and lid. The versatile design includes a commode bucket with cover, armrests for added comfort, angled legs for stability and non-marring rubber tips.

### FEATURES

- Welded steel construction with 24-inch extra wide snap on platform seat designed for strength and stability
- Tool-free assembly
- Commode opening is contoured for increased comfort
- Seat height readily adjusts in one-inch increments
- Angled legs for stability with non-marring rubber tips
- Plastic armrests provide added comfort
- Comes complete with a commode bucket and cover
- Color: gray frame, gray accessories
- HCPCS Code: E0168

### SPECIFICATIONS

Width b/w Arms:	26"
Outside Width:	27"
Seat Dimensions:	24"W x 18"D
Seat Opening:	9"W x 10.5"D
Adjustable Seat Height:	17" – 23"
Color:	Gray
Weight Capacity:	650 lb
Carton Dimensions:	32.5" x 22" x 26"
Shipping Weight:	41 lb
Warranty:	Limited lifetime on frame One year on parts

Item #	Description	UPC	UOM
BSB24C	ProBasics Bariatric Commode with Extra Wide Seat	815067071890	2/cs

\* Providers are responsible for determining appropriate billing codes for Medicare Program claims. This information is included for your convenience and is not intended, nor should it be considered billing advice.




## Round Handle Cane

The **ProBasics Round Handle Cane** provides excellent support and is designed for patients who need additional assistance with balance. The round handle allows users to hook the cane over their arm while opening doors or performing other tasks. Supports patient weights up to 250 pounds.



Easy one-button height adjustment and anti-rattle ring



Round vinyl handle

### FEATURES

- Easy one-button height adjustment with a locking anti-rattle ring allowing for quick, safe adjustment
- Adjusts in 1-inch increments
- Anodized aluminum finish with vinyl grip
- Curved handle allows cane to be retained on arm
- Easy-to-clean aluminum frame
- HCPCS\* Code: E0100

### SPECIFICATIONS

Handle Height Adjustment Range:	31" – 39"
Cane Diameter:	7/8"
Cane Tip:	3/4"
Weight Capacity:	250 lb
Product Weight:	13.44 oz
Carton Dimensions:	32" x 6.7" x 8.0"
Shipping Weight:	9.24 lb
Warranty:	Limited Lifetime on frame 90 days on all parts

Item #	Description	Color	UPC	UOM
CNRSL	ProBasics Round Handle Cane	Silver	815067071265	10/cs

\* Providers are responsible for determining appropriate billing codes for Medicare Program claims. This information is included for your convenience and is not intended, nor should it be considered billing advice.



## Folding Canes

**ProBasics Folding Canes** fold easily for storage or travel. The comfortable T-shape grip reduces hand stress and fatigue on the wrist for maximum comfort. Available in two attractive finishes with a limited lifetime warranty. Supports patient weights up to 300 pounds.



Folds compact, perfect for a purse or carry-on luggage



Contoured T-shape handle

### FEATURES

- Folds in four convenient parts for easy storage
- Easy-to-use, one button height adjustment with a locking suppression ring allowing for safe fitting
- Comfortable, contoured T-shape handle
- Easy-to-clean aluminum frame
- Adjusts in 1-inch increments
- Attractive powder-coated finish available in black or bronze
- HCPCS\* Code: E0100

### SPECIFICATIONS

Adjustment Range:	32.5" – 36.5"
Cane Diameter:	7/8"
Cane Tip:	3/4"
Product Weight:	13 oz
Weight Capacity:	300 lb
Carton Dimensions:	20.5" x 6.3" x 12.6"
Shipping Weight:	16.6 lb
Warranty:	Limited lifetime on frame 90 days on all parts

Item #	Description	Color	UPC	UOM
CNFBK	ProBasics Folding Cane	Black	815067071241	6/cs

\* Providers are responsible for determining appropriate billing codes for Medicare Program claims. This information is included for your convenience and is not intended, nor should it be considered billing advice.




Standard

Bariatric

## Offset Canes

The **ProBasics Offset Cane** allows for easy height adjustment with a simple push of a button. The soft cushioned handle with convenient wrist strap provides comfort and grip support.



Easy one-button height adjustment



Soft cushioned handle with wrist strap

### FEATURES

- Easy one-button height adjustment with a locking suppression ring allowing for quick, safe adjustment
- Bariatric model features reinforced tubing and a wider base for increased stability and support
- Adjusts in 1-inch increments
- Comfortable, contoured handle
- Easy-to-clean aluminum frame
- Attractive powder-coat finish
- Product covered under limited lifetime warranty
- HCPCS\* Code: E0100

### SPECIFICATIONS

Handle Height Adjustment Range:	Offset: 29"– 38" Bariatric Offset: 30"– 39"
Cane Diameter:	Offset: 7/8" Bariatric Offset: 7/8"
Cane Tip:	Offset: 3/4" Bariatric Offset: 3/4"
Weight Capacity:	Offset: 300 lb Bariatric Offset: 500 lb
Product Weight:	Offset: 12 oz Bariatric Offset: 2 lb 5oz
Carton Dimensions:	Offset: 33.1" x 7.9" x 7.3" Bariatric Offset: 30.7" x 11" x 9.1"
Shipping Weight:	Offset: 8.4 lb Bariatric Offset: 47.75 lb
Warranty:	Limited Lifetime on frame 90 days on all parts

Item #	Description	Color	UPC	UOM
CNOFBK	ProBasics Offset Cane with Wrist Strap	Black	815067071135	10/cs
CNOFHD	ProBasics Bariatric Offset Cane with Wrist Strap	Black	815067071173	20/cs

\* Providers are responsible for determining appropriate billing codes for Medicare Program claims. This information is included for your convenience and is not intended, nor should it be considered billing advice.



## Quad Canes

**ProBasics Quad Canes** feature a unique four-point design which allows for greater weight-bearing and stability than a single-point cane. The handle rotates allowing for a proper fit with right or left hand use. Small and large base models available in black or silver finish with a limited lifetime warranty.

### FEATURES

- Unique four-point design allows for greater weight-bearing and stability than a single-point cane
- Easy push button height adjustment in 1-inch increments with a locking, anti-rattle ring allowing for quick, safe adjustment
- Non-skid rubber tips on all four feet enhance durability for long term use
- Small base design allows for easier maneuverability while the large base design provides more stability
- Handle rotates for left or right hand use
- Quad canes stand up on their own when not in use
- Comfortable, contoured vinyl handle with sculpted grip reduces chance of slippage
- Lightweight aluminum upper shaft with welded steel base
- Tool-free left to right hand adjustments
- Bariatric model features a double-plated base for increased stability and support for patients up to 500 pounds
- HCPCS\* Code: E0105

### SPECIFICATIONS

Handle Height Adjustment Range:	Small & Large Base: 29" – 38" Bariatric: 27" – 36"
Cane Tip:	Small & Large Base: 3/4" Bariatric: 3/4"
Weight Capacity:	Adult: 300 lb Bariatric: 500 lb
Product Weight:	Small Base: 2.3 lb Large Base: 2.7 lb Bariatric Small Base: 3.2 lb Bariatric Large Base: 3.6 lb
Carton Dimensions:	Small Base: 25.6" x 10.6" x 8.7" Large Base: 25.6" x 13.8" x 11.8" Bariatric Small Base: 24.4" x 16.5" x 6.3" Bariatric Large Base: 24.2" x 12.2" x 8.9"
Shipping Weight:	Small Base: 14.6 lb Large Base: 17.8 lb Bariatric Small Base: 14 lb Bariatric Large Base: 8.5 lb
Warranty:	Limited Lifetime on frame 90 days on all parts

Item #	Description	Color	UPC	UOM
CNQSB	ProBasics Small Base Quad Cane	Black	815067071180	6/cs
CNQLB	ProBasics Large Base Quad Cane	Black	815067071197	6/cs
CNQHSBB	ProBasics Bariatric Small Base Quad Cane	Black	815067071227	4/cs
CNQHLBB	ProBasics Bariatric Large Base Quad Cane	Black	815067071234	2/cs

\* Providers are responsible for determining appropriate billing codes for Medicare Program claims. This information is included for your convenience and is not intended, nor should it be considered billing advice.



## Aluminum Crutches

**ProBasics Aluminum Crutches** are sturdy, lightweight anodized aluminum crutches with push-button height adjustment. The extra thick underarm pads and grips offer additional comfort for use. The double extruded center tube is a solid one-piece design providing additional strength to weight-bearing area. Non-skid rubber tips provide excellent traction and absorb shock. Easy wing nut adjustments for hand grips. Available in youth, adult or tall sizes to accommodate all individuals. Supports patient weights up to 350 pounds.



Extra thick  
underarm pads



Easy push-button height  
adjustment

### FEATURES

- Made of lightweight, anodized aluminum
- Reinforced one-piece center tube provides additional strength to weight-bearing area
- Push-button adjustment makes changing height easy
- Height adjustment in 1-inch increments
- Hand grip position readily adjusts with wing nuts
- Non-skid rubber tips provide excellent traction on many surfaces
- Extra thick underarm pads and grips offer additional comfort
- HCPCS Code: E0114\*

### SPECIFICATIONS

Patient Height Range:	Junior: 4'6" – 5'2" Adult: 5'2" – 5'10" Tall: 5'10" – 6'6"
Arm Pad to Hand Grip:	Junior: 9" – 13" Adult: 15" – 19" Tall: 16 – 20"
Arm Pad to Floor:	Junior: 37" – 46" Adult: 45" – 53" Tall: 53" – 61.5"
Weight Capacity:	350 lb
Product Weight:	Junior: 3.3 lb Adult: 3.6 lb Tall: 3.8 lb
Carton Dimensions:	Junior: 39" x 13" x 11" Adult: 47" x 13" x 11" Tall: 54" x 13" x 11"
Shipping Weight:	Junior: 29 lb Adult: 32 lb Tall: 34 lb
Warranty:	Limited lifetime on frame 90-day on all parts

Item #	Description	UPC	UOM
CRJ	ProBasics Aluminum Crutches, Junior	815067071289	8/cs
CRA	ProBasics Aluminum Crutches, Adult	815067071272	8/cs
CRAT	ProBasics Aluminum Crutches, Tall	815067071296	8/cs

\* Providers are responsible for determining appropriate billing codes for Medicare Program claims. This information is included for your convenience and is not intended, nor should it be considered billing advice.





## Economy Two-Button Folding Steel Walker

**ProBasics Economy Two-Button Folding Steel Walker** provides maximum strength in a durable design, all backed by a limited lifetime warranty. Ample height adjustment options coupled with a two-button folding mechanism make it easy to use and accommodating to the most demanding patient needs. Available with or without 5" wheels and in junior or adult sizes. Supports patient weights up to 350 pounds.



Rear Glide Caps



Push Button Provides Audible Click When Locked



Height Adjustable

### FEATURES

- 1-inch diameter steel frame construction provides superior strength
- Easy-to-use push button folding mechanism provides audible click when locked
- Each side operates independently to allow easy movement through narrow spaces and greater stability while standing
- Front cross brace near top of walker allows for full stride
- Side bar adjusts with height to provide additional support
- Adjustable height settings
- Vinyl contoured hand grip for added comfort and long lasting wear
- Rear glide cap allows for walker to slide easily and smoothly over most surfaces (come standard on models with 5" wheels)
- Folds flat for transport and storage
- HCPCS\* Code: E0135 (without wheels)  
E0143 (with wheels)

### SPECIFICATIONS

Width Inside Hand Grips:	17"
Width Inside Base Legs:	20"
Depth Opened at Base:	17"
Depth Folded:	4.5"
Wheel Size:	5"
Patient Height Range:	Adult: 5'2" – 6'4"
Weight Capacity:	350 lb
Product Weight:	WKSAN2B: 7 lb WKSAN2B: 7.6 lb
Carton Dimensions:	WKSAN2B: 21.7" x 9.6" x 33" WKSAN2B: 21.9" x 10.6" x 31"
Shipping Weight:	WKSAN2B: 32.6 lb WKSAN2B: 36.2 lb
Warranty:	Limited lifetime on frame One year on all parts

Item #	Description	UPC	UOM
WKSAN2B	ProBasics Economy Two-Button Steel Walker without Wheels, Adult	815067071050	4/cs
WKSAN2B	ProBasics Economy Two-Button Steel Walker with 5" Wheels, Adult	815067070985	4/cs

\* Providers are responsible for determining appropriate billing codes for Medicare Program claims. This information is included for your convenience and is not intended, nor should it be considered billing advice.



## Two-Button Folding Aluminum Walkers


**ProBasics Two-Button Folding Aluminum Walkers** provide maximum strength in a lightweight aluminum design, all backed by a limited lifetime warranty. Ample height adjustment options coupled with a two-button folding mechanism make ProBasics Folding Walkers easy to use and accommodating to the most demanding patient needs. Available with or without 5" wheels and in junior or adult sizes. Supports patient weights up to 300 pounds.



Rear Glide Caps Standard On Walker With Wheels



Push Button Provides Audible Click When Locked



Height Adjustable

### FEATURES

- Attractive, lightweight aluminum frame
- Adjustable height settings
- Easy-to-use push button folding mechanism provides audible click when locked
- Front cross brace near top of walker allows for full stride
- Each side operates independently to allow easy movement through narrow spaces and greater stability while standing
- Vinyl contoured hand grip for added comfort and long lasting wear
- Rear glide cap allows for walker to slide easily and smoothly over most surfaces (come standard on models with 5" wheels)
- Folds flat for transport and storage
- HCPCS\* Code: E0135 (without wheels)  
E0143 (with wheels)

### SPECIFICATIONS

Width Inside Hand Grips:	17"
Width Inside Base Legs:	20"
Depth Opened at Base:	17"
Depth Folded:	4"
Patient Height Range:	Junior: 4'4" – 5'7" Adult: 5'2" – 6'4"
Weight Capacity:	300 lb
Product Weight:	WKAAN2B: 6.6 lb WKA AW2B: 7.5 lb WKA JW2B: 6.7 lb
Carton Dimensions:	WKAAN2B: 22" x 9.6" x 33" WKA AW2B: 22" x 9.6" x 31" WKA JW2B: 22" x 10.6" x 24"
Shipping Weight:	WKAAN2B: 26.6 lb WKA AW2B: 33 lb WKA JW2B: 29.2 lb
Warranty:	Limited Lifetime on frame One year on all parts

Item #	Description	UPC	UOM
WKAAN2B	ProBasics Two-Button Folding Aluminum Walkers, Adult	815067070954	4/cs
WKA AW2B	ProBasics Two-Button Folding Aluminum Walkers, Adult	815067070978	4/cs
WKA JW2B	ProBasics Two-Button Folding Aluminum Walkers, Junior	815067071036	4/cs

\* Providers are responsible for determining appropriate billing codes for Medicare Program claims. This information is included for your convenience and is not intended, nor should it be considered billing advice.



# Sure Lever Release™ Folding Aluminum Walkers

The **ProBasics Sure Lever Release Folding Aluminum Walkers** are an ideal design for patients with manual dexterity limitations. The sure lever release folding mechanism allows users to close the walker without removing their hands from the walker handle. Ample height adjustment options coupled with a sure lever release folding mechanism make it easy to use and accommodating to the most demanding patient needs. Supports patient weights up to 350 pounds.



Sure Lever Release



Height Adjustable



Blue Flame Finish

## FEATURES

- Attractive, lightweight aluminum frame
- Sure lever release folding mechanism allows users to close the walker without removing their hands from the walker handle
- Each side operates independently to allow easy movement through narrow spaces and greater stability while standing
- Front cross brace near top of walker allows for full stride
- Adjustable height settings
- Vinyl contoured hand grip for added comfort and long lasting wear
- Rear glide cap allows for walker to slide easily and smoothly over most surfaces (come standard on models with 5" wheels)
- Folds flat for transport and storage
- HCPCS\* Code: E0135 (without wheels)  
E0143 (with wheels)

## SPECIFICATIONS

Width Inside Hand Grips:	18"
Width Inside Base Legs:	20.5"
Depth Opened at Base:	17"
Depth Folded:	4.5"
Patient Height Range:	Junior: 4'4" – 5'7" Adult: 5'2" – 6'4"
Wheel Size:	5"
Weight Capacity:	350 lb
Product Weight:	WKAAWSL: 6.1 lb WKAAWSLB: 6.1 lb
Carton Dimensions:	WKAAWSL: 22.4" x 10.4" x 30.7" WKAAWSLB: 22.4" x 10.4" x 30.7"
Shipping Weight:	WKAAWSL: 27.4 lb WKAAWSLB: 27.4 lb
Warranty:	Limited lifetime on frame One year on all parts

Item #	Description	UPC	UOM
WKAAWSL	ProBasics Sure Lever Release Folding Aluminum Walkers with 5" Wheels, Adult, Gray	815067071005	4/cs
WKAAWSLB	ProBasics Sure Lever Release Folding Aluminum Walkers with 5" Wheels, Adult, Blue Flame	815067071012	4/cs

\* Providers are responsible for determining appropriate billing codes for Medicare Program claims. This information is included for your convenience and is not intended, nor should it be considered billing advice.



## Bariatric Two-Button Folding Walkers

**ProBasics Bariatric Two-Button Release Folding Walkers** provide maximum strength and a rugged design, all backed by a limited lifetime warranty. Ample height adjustment options coupled with a two-button folding mechanism make ProBasics Folding Walkers easy to use and accommodating to the most demanding patient needs. Available with or without 5" wheels and in junior or adult sizes. Support patient weights up to 500 pounds.



Rear glide caps standard on walker with wheels



Push button provides audible click when locked



Height adjustable

### FEATURES

- Attractive, lightweight aluminum frame
- Adjustable height settings
- Easy-to-use push button folding mechanism provides audible click when locked
- Front cross brace near top of walker allows for full stride
- Each side operates independently to allow easy movement through narrow spaces and greater stability while standing
- Vinyl contoured hand grip for added comfort and long lasting wear
- Rear glide cap allows for walker to slide easily and smoothly over most surfaces (come standard on models with 5" wheels)
- Folds flat for transport and storage
- HCPCS\* Code: E0148 (without wheels)  
E0149 (with wheels)

### SPECIFICATIONS

Width Inside Hand Grips:	21.5"
Width Inside Base Legs:	32"
Depth Opened at Base:	20"
Depth Folded:	4.5"
Wheel Size:	5"
Patient Height Range:	Adult: 5'2" – 6'4"
Weight Capacity:	500 lb
Product Weight:	w/out wheels: 7.3 lb w/wheels: 10.6 lb
Carton Dimensions:	w/out wheels: 24" x 6" x 33" w/wheels: 26" x 6" x 31"
Shipping Weight:	w/out wheels: 16.7 lb w/wheels: 23.3 lb
Warranty:	Limited lifetime on frame One year on all parts

Item #	Description	UPC	UOM
WKABN2B	ProBasics Bariatric Two-Button Folding Walker without Wheels, Adult	815067071104	2/cs
WKABW2B	ProBasics Bariatric Two-Button Folding Walker with Wheels, Adult	815067071111	2/cs

\* Providers are responsible for determining appropriate billing codes for Medicare Program claims. This information is included for your convenience and is not intended, nor should it be considered billing advice.



## Knocked Down Economy Steel Rollator w/ 6" Wheels

The **ProBasics Steel Rollator** is the perfect blend of style, comfort and affordability. Constructed of durable powder-coated steel, it offers great maneuverability and stability. It features easy-to-operate ergonomic hand brakes, a removable padded backrest and a water-resistant nylon pouch. Equipped with an easy folding mechanism for storage and transport. Supports patient weights up to 300 pounds. The new knock-down version features a quick tool-free first time assembly.



Water-Resistant  
Nylon Pouch



Easy-to-Operate  
Ergonomic Hand Brakes



6-inch Wheels

### FEATURES

- Durable powder-coated steel frame
- Removable curved padded backrest
- Comfortable, flip-up padded seat
- Easy-to-operate ergonomic hand brakes
- Height-adjustable for a custom fit
- Water-resistant nylon pouch attaches under seat for added privacy and security of personal items
- Equipped with a folding mechanism for easy storage and transport
- Non-marring 6" black casters with soft grip tires, ideal for both indoor and outdoor use
- Easy Tool Free setup - Installation guide included
- New and improved box size for increased product availability and reduced shipping costs
- HCPCS\* Code: E0143  
E0156 (seat)

### COLORS

Burgundy  
Finish



Blue  
Finish



### SPECIFICATIONS

Overall Width:	23"
Width b/w Hand Grips:	18.25"
Seat Dimensions:	13" (W) x 9.5" (D)
Seat-to-Floor Height:	20.5"
Weight Capacity:	300 lb
Adjustable Handle Height:	30.5" – 36.5"
Wheel Size:	6"
Product Weight:	16.5 lb
Carton Dimensions:	23" x 4.75" x 22"
Shipping Weight:	19 lb
Warranty:	Limited lifetime on frame One year on all parts

Item #	Description	Color	UPC	UOM
RLS6BG-KD	ProBasics Economy Steel Rollator with 6-inch Wheels	Burgundy	815067079926	1/cs
RLS6BL-KD	ProBasics Economy Steel Rollator with 6-inch Wheels	Blue	815067079919	1/cs

\* Providers are responsible for determining appropriate billing codes for Medicare Program claims. This information is included for your convenience and is not intended, nor should it be considered billing advice.



## Junior Aluminum Rollator w/ 6" Wheels

The **ProBasics Junior Rollator** is designed to fit individuals of shorter stature with a focus on style and affordability. Constructed of lightweight aluminum, it offers great maneuverability and stability. Equipped with easy-to-operate ergonomic hand brakes, a removable padded backrest and a water-resistant nylon pouch. Easily folds for storage and transport with built-in fold strap. Supports patient weights up to 250 pounds.



Water-Resistant  
Nylon Pouch



Easy-to-Operate  
Ergonomic Hand Brakes



6-inch Wheels

### FEATURES

- Lightweight aluminum frame with burgundy or blue finish
- Two-button removable curved padded backrest
- Comfortable, flip-up padded seat
- Easy-to-operate ergonomic hand brakes
- Height-adjustable for a custom fit
- Water-resistant nylon pouch attaches under seat for added privacy and security of personal items
- Equipped with a folding mechanism for easy storage and transport
- Non-marring 6" black casters with soft grip tires, ideal for both indoor and outdoor use
- HCPCS\* Code: E0143  
E0156 (seat)

### COLORS

Burgundy  
Finish



Blue  
Finish



### SPECIFICATIONS

Overall Width:	22"
Width b/w Hand Grips:	18.25"
Seat Dimensions:	13" (W) x 13.5" (D)
Seat-to-Floor Height:	19"
Weight Capacity:	250 lb
Adjustable Handle Height:	29" – 34"
Wheel Size:	6"
Product Weight:	12 lb
Carton Dimensions:	22.6" x 7.3" x 31.3"
Shipping Weight:	14.3 lb
Warranty:	Limited lifetime on frame One year on all parts

Item #	Description	Color	UPC	UOM
RLAJ6BG	ProBasics Junior Rollator with 6-inch Wheels	Burgundy	815067071722	1/cs
RLAJ6BL	ProBasics Junior Rollator with 6-inch Wheels	Blue	815067071715	1/cs

\* Providers are responsible for determining appropriate billing codes for Medicare Program claims. This information is included for your convenience and is not intended, nor should it be considered billing advice.





## Aluminum Rollator w/ 6" Wheels


The **ProBasics Aluminum Rollator w/6" Wheels** is designed to fit the majority of your patients' fundamental needs with a focus on style and affordability. Constructed of lightweight aluminum, it offers great maneuverability and stability. Equipped with easy-to-operate ergonomic hand brakes, a removable padded backrest and a water-resistant nylon pouch. Easily folds for storage and transport with built-in fold strap. Supports patient weights up to 300 pounds.



Water-Resistant  
Nylon Pouch



Easy-to-Operate  
Ergonomic Hand Brakes



6-inch Wheels

### FEATURES

- Lightweight aluminum frame in burgundy, blue and black
- Two-button removable curved padded backrest
- Comfortable, flip-up padded seat
- Easy-to-operate ergonomic hand brakes
- Height-adjustable for a custom fit
- Water-resistant nylon pouch attaches under seat for added privacy and security of personal items
- Equipped with a folding mechanism for easy storage and transport
- Non-marring 6" black casters with soft grip tires, ideal for both indoor and outdoor use
- HCPCS\* Code: E0143  
E0156 (seat)

### COLORS

Burgundy  
Finish



Blue  
Finish



Black  
Finish



### SPECIFICATIONS

Overall Width:	22.75"
Width b/w Hand Grips:	18.25"
Seat Dimensions:	13.75" (W) x 11.5" (D)
Seat-to-Floor Height:	21"
Weight Capacity:	300 lb
Adjustable Handle Height:	31" – 36"
Wheel Size:	6"
Product Weight:	13 lb
Carton Dimensions:	24.2" x 7" x 32.6"
Shipping Weight:	16 lb
Warranty:	Limited lifetime on frame One year on all parts

Item #	Description	Color	UPC	UOM
RLA6BG	ProBasics Standard Rollator with 6-inch Wheels	Burgundy	815067071630	1/cs
RLA6BL	ProBasics Standard Rollator with 6-inch Wheels	Blue	815067071647	1/cs
RLA6BK	ProBasics Standard Rollator with 6-inch Wheels	Black	815067071654	1/cs

\* Providers are responsible for determining appropriate billing codes for Medicare Program claims. This information is included for your convenience and is not intended, nor should it be considered billing advice.



## Aluminum Rollator w/ 8" Wheels

The **ProBasics Aluminum Rollator** has large 8-inch wheels for improved maneuverability and is ideal for outdoor terrain. The padded seat and removable padded backrest provide a comfortable resting area. It features easy-to-operate ergonomic hand brakes, a water-resistant nylon pouch, and a built-in fold strap for easy storage and transport. Supports patient weights up to 300 pounds.



Water-Resistant  
Nylon Pouch



Easy-to-Operate  
Ergonomic Hand Brakes

### FEATURES

- Lightweight aluminum frame
- Two-button removable curved padded backrest
- Comfortable, flip-up padded seat
- Easy-to-operate ergonomic hand brakes
- Height-adjustable for a custom fit
- Water-resistant nylon pouch attaches under seat for added privacy and security of personal items
- Equipped with a folding mechanism for easy storage and transport
- Non-marring 8" black casters with soft grip tires, ideal for both indoor and outdoor use
- HCPCS\* Code: E0143  
E0156 (seat)

### SPECIFICATIONS

Overall Width:	22.75"
Width b/w Hand Grips:	18.25"
Seat Dimensions:	13.75" (W) x 11.5" (D)
Seat-to-Floor Height:	21"
Weight Capacity:	300 lb
Adjustable Handle Height:	31" – 36"
Wheel Size:	8"
Product Weight:	15.4 lb
Carton Dimensions:	24.8" x 9.1" x 35"
Shipping Weight:	18.3 lb
Warranty:	Limited lifetime on frame One year on all parts

### COLORS

Burgundy Finish  Blue Finish  Black Finish 

Item #	Description	Color	UPC	UOM
RLA8BG	ProBasics Rollator with 8-inch Wheels	Burgundy	815067071678	1/cs
RLA8BL	ProBasics Rollator with 8-inch Wheels	Blue	815067071661	1/cs
RLA8BK	ProBasics Rollator with 8-inch Wheels	Black	815067071685	1/cs

\* Providers are responsible for determining appropriate billing codes for Medicare Program claims. This information is included for your convenience and is not intended, nor should it be considered billing advice.



## Flame Finish Aluminum Rollator w/ 8" Wheels

The **ProBasics Flame Rollator** represents both flair & function for those who need a little more personality from their walking aid. Large 8" wheels offer superior maneuverability and are ideal for both indoor and outdoor use. Constructed of lightweight aluminum and equipped with both a removable flip-back padded backrest and built-in strap for easy foldability, this rollator is designed to accompany and take your patient further whenever on the move. 300 lb weight capacity.



Water-Resistant  
Nylon Pouch



Easy-to-Operate  
Ergonomic Hand Brakes



8-inch Wheels

### FEATURES

- Lightweight aluminum frame in burgundy and blue flame finish
- Two-button removable flip-back curved padded backrest
- Comfortable, flip-up padded seat
- Easy-to-operate ergonomic hand brakes
- Height-adjustable handles for a custom fit
- Water-resistant nylon pouch attaches under seat for added privacy and security of personal items
- Equipped with a folding mechanism for easy storage and transport
- Non-marring 8" black casters with soft grip tires, ideal for indoor and outdoor use
- HCPCS\* Code: E0143  
E0156 (seat)

### COLORS

Burgundy Flame Finish  Blue Flame Finish 

### SPECIFICATIONS

Overall Width:	24"
Width b/w Hand Grips:	18.25"
Seat Dimensions:	14" (W) x 12" (D)
Seat-to-Floor Height:	20.5"
Weight Capacity:	300 lb
Adjustable Handle Height:	31" – 36"
Wheel Size:	8"
Product Weight:	15.4 lb
Carton Dimensions:	24.8" x 9.1" x 35"
Shipping Weight:	18.3 lb
Warranty:	Limited lifetime on frame One year on all parts

Item #	Description	Color	UPC	UOM
RLA8BGF	ProBasics Rollator with 8-inch Wheels	Burgundy Flame	815067072521	1/cs
RLA8BLF	ProBasics Rollator with 8-inch Wheels	Blue Flame	815067072538	1/cs

\* Providers are responsible for determining appropriate billing codes for Medicare Program claims. This information is included for your convenience and is not intended, nor should it be considered billing advice.



Adjusts from  
Junior to Adult!



## Height Adjustable Aluminum Rollator w/ 8" Wheels

The stylish **ProBasics Deluxe Height Adjustable Aluminum Rollator** features a unique design allowing the user to adjust the seat and handle height to their specifications for maximum comfort and universal fit (adjusts from junior to adult size with one rollator). This lightweight rollator features easy-to-operate ergonomic hand brakes and 8-inch wheels for great maneuverability and stability. A seamless padded flip-up seat with zipper compartment and large nylon storage pouch keep belongings private and protected.



Water-Resistant  
Nylon Pouch



Easy-to-Operate  
Ergonomic Hand Brakes



8-inch Wheels

### FEATURES

- Ergonomic handles with loop-style brakes are adjustable in one-inch increments from 30" - 38" with self-threading knob (Figure A)
- Height adjustment on frame allows seat height to be adjusted in one-inch increments from 18" to 22" (Figure B)
- Comes with a padded flip-up seat with zipper pouch for storage of personal items and added security
- Additional roomy and convenient storage pouch attaches to frame easily and keeps larger belongings protected
- Removable padded curved backrest is equipped with a hinge so it can flip up for easy storage
- 8-inch non-marring black wheels with soft grip tires glide on almost any surface
- Lightweight aluminum frame is durable for years of worry-free use.
- Folds up easily for easy transport and storage
- Some Assembly Required - Front and Rear Wheel extensions to the frame. Assembly Guide Included
- HCPCS\* Code: E0143, E0156 (seat)

### COLORS

Burgundy Finish  Blue Finish  Black Finish  Pink Finish 

### SPECIFICATIONS

Overall Width:	23" (W)
Seat Dimensions:	14" (W) x 12" (D)
Adjustable Seat Height:	18" - 22"
Patient Height Range:	4'11" - 6'4"
Weight Capacity:	300 lb
Adjustable Handle Height:	30" - 38"
Wheel Size:	8"
Product Weight:	14 lb
Carton Dimensions:	31.5" x 7.5" x 24.6"
Shipping Weight:	19 lb
Warranty:	Limited lifetime on frame

Item #	Description	Color	UPC	UOM
RLAA8BG	ProBasics Adjustable Rollator with 8-inch Wheels	Burgundy	815067072897	2/cs
RLAA8BL	ProBasics Adjustable Rollator with 8-inch Wheels	Blue	815067072880	2/cs
RLAA8BK	ProBasics Adjustable Rollator with 8-inch Wheels	Black	815067072866	2/cs
RLAA8PK	ProBasics Adjustable Rollator with 8-inch Wheels	Pink	815067072873	2/cs

\* Providers are responsible for determining appropriate billing codes for Medicare Program claims. This information is included for your convenience and is not intended, nor should it be considered billing advice.




## Transport Rollator

The **ProBasics Transport Rollator** combines the features of a rollator with a transport chair all in one unit. An individual can ambulate independently or be pushed safely by a caregiver. Includes a comfortable padded backrest, attached padded push handle for easy caregiver operation, and flip-down footrests when used as a transport chair.

Large eight-inch casters, easy-to-operate ergonomic hand brakes, a water-resistant nylon pouch and a fold-strap for easy storage and transport come standard. Designed to meet all your patients' fundamental needs. Supports patient weights up to 250 pounds.



Flip-Down Foot Rests  
and Water-Resistant Pouch



Easy-to-Operate  
Ergonomic Hand Brakes



8-inch Wheels

### FEATURES

- Lightweight aluminum frame with burgundy or blue finish
- Fold-down footrests and reversible padded backrest for easy conversion from rollator to transport mode
- Height-adjustable for a custom fit
- Comfortable, flip-up padded seat
- Easy-to-operate ergonomic hand brakes
- Water-resistant nylon pouch attaches under seat for added privacy and security of personal items
- Equipped with a folding mechanism for easy storage and transport
- Non-marring 8" black casters with soft grip tires, ideal for both indoor and outdoor use
- HCPCS\* Code: E0143  
E0156 (seat)

### COLORS

Burgundy  
Finish



Blue  
Finish



### SPECIFICATIONS

Overall Width:	24"
Width b/w Hand Grips:	19"
Seat Dimensions:	14.25" (W) x 13.25" (D)
Seat-to-Floor Height:	21.75"
Weight Capacity:	250 lb
Wheel Size:	8"
Product Weight:	22 lb
Carton Dimensions:	25" x 10.2" x 34.25"
Shipping Weight:	25 lb
Warranty:	Limited lifetime on frame One year on all parts

Item #	Description	Color	UPC	UOM
RLATBG	ProBasics Transport Rollator	Burgundy	815067071807	1/cs
RLATBL	ProBasics Transport Rollator	Blue	815067071814	1/cs

\* Providers are responsible for determining appropriate billing codes for Medicare Program claims. This information is included for your convenience and is not intended, nor should it be considered billing advice.





## Bariatric Aluminum Rollator w/ 8" Wheels

The **ProBasics Bariatric Aluminum Rollator** is made with an extra-strength, reinforced aluminum frame and has large reinforced forks on 8-inch wheels for improved maneuverability and stability. The padded seat and removable padded backrest provide a comfortable resting area. It features easy-to-operate ergonomic hand brakes, a water-resistant nylon pouch, and a built-in fold strap for easy storage and transport. Supports patient weights up to 400 pounds



Extra Wide Seat and Water-Resistant Pouch



Easy-to-Operate Ergonomic Hand Brakes



Reinforced forks and 8-inch Wheels

### FEATURES

- Lightweight aluminum frame
- Two-button removable curved padded backrest
- Comfortable, extra wide flip-up padded seat
- Easy-to-operate ergonomic hand brakes
- Height-adjustable for a custom fit
- Water-resistant nylon pouch attaches under seat for added privacy and security of personal items
- Equipped with a folding mechanism for easy storage and transport
- Non-marring 8" black casters with reinforced forks and soft grip tires, ideal for both indoor and outdoor use
- HCPCS\* Code: E0149  
E0156 (seat)

### SPECIFICATIONS

Overall Width:	29"
Width b/w Hand Grips:	23.5"
Seat Dimensions:	19" (W) x 13" (D)
Seat-to-Floor Height:	22"
Weight Capacity:	400 lb
Adjustable Handle Height:	33.5" – 38.5"
Wheel Size:	8"
Product Weight:	18.7 lb
Carton Dimensions:	29.1" x 8.6" x 36.2"
Shipping Weight:	22.7 lb
Warranty:	Limited lifetime on frame One year on all parts

### COLORS

Burgundy  
Finish



Blue  
Finish



Item #	Description	Color	UPC	UOM
RLAB8BG	ProBasics Bariatric Aluminum Rollator	Burgundy	815067071746	1/cs
RLAB8BL	ProBasics Bariatric Aluminum Rollator	Blue	815067071739	1/cs

\* Providers are responsible for determining appropriate billing codes for Medicare Program claims. This information is included for your convenience and is not intended, nor should it be considered billing advice.



## Voyager™ Euro-Style Rollator

The Voyager is a unique US/European hybrid design with separate seat and handle height ranges that accommodate heights ranging from 4'11" – 6'4" and as the seat height is increased the footprint grows effectively addressing the need for increased stability as the center of gravity of the unit moves upward. This lightweight rollator features easy-to-operate ergonomic hand brakes with hidden cables. It has 10-inch front and 8-inch rear wheels for great maneuverability and stability with an attractive, shielded braking mechanism which offers excellent grip on the rear wheels.



- Easy push button for handle height adjustments in 1" increments



- Innovative design hides brake lines for a clean look while protecting from wear and breakage



- 10-inch Front Caster Reduces Resistance for Easy Navigation

- Aluminum brake cable conduit protects at the most frequent breakage point

- Shielded adjustable braking mechanism offers excellent durability and performance

### FEATURES

- Lightweight, aluminum frame with integrated suspension system is durable for years of worry-free use.
- 10-inch front and 8-inch rear non-marring, heavy duty black wheels with soft grip tires traverse almost any terrain.
- Ergonomic handles – with top-down hidden braking system; Adjustable height in one-inch increments from 36" - 41" with audible "click" setting.
- Comes with a 18" x 10" thickly padded seat with a handle to fold and unfold side-to-side quickly and easily. This allows for the rollator to maneuver through narrow hallways and doors.
- Attractive front mesh tote attaches to the front of the frame for carrying personal belongings. It is easily attached and detached and can double as a shoulder bag when necessary.
- Folds up quickly and easily for transport or storage. Can easily fit in vehicles, storage closet, or public transport.

### COLORS

Cobalt Blue  Rose Gold  Ice Palace 

### SPECIFICATIONS

Setting	Low	Mid	High
Seat to Floor Height	21"	22"	24"
Overall Height Range	35"– 39.5"	36"– 40.5"	38"– 42.5"
Brake Handles adjust between 14"– 18.5" from the seat, in 1" increments			
Overall Width:	23.5" (W)		
Seat Dimensions:	18" (W) x 10" (D)		
Adjustable Seat Height:	21"– 24"		
Patient Height Range:	4'11" - 6'4"		
Weight Capacity:	300 lb		
Adjustable Handle Height:	35"– 42.5"		
Wheel Size:	10" (front) 8" (rear)		
Product Weight:	16.4 lb		
Carton Dimensions:	26" x 8.85" x 20.7"		
Shipping Weight:	21 lb		
Warranty:	Limited lifetime on frame		

Item #	Description	Color	UPC	UOM
RLEU10BL	Voyager Euro-Style Rollator	Cobalt Blue	815067078066	1/cs
RLEU10PK	Voyager Euro-Style Rollator	Rose Gold	815067078073	1/cs
RLEU10WT	Voyager Euro-Style Rollator	Ice Palace	815067078080	1/cs

\* Providers are responsible for determining appropriate billing codes for Medicare Program claims. This information is included for your convenience and is not intended, nor should it be considered billing advice.



## Voyager XR™ Euro-Style Rollator

The Voyager XR is a unique extra-rugged rollator that accommodates a wide range of users. One of the differentiating features of the rollator is that it has a larger weight capacity of 450 lbs. It also features a rear caster brake shock system, which greatly improves our user's stability and comfort as they operate the rollator as well as both sit in and stand up from sitting in the seat. One of the best features of the Voyager XR is the top-to-bottom protected braking system. With a shielded braking mechanism, ergonomic hand grips, and hidden cable management, the Voyager XR truly has it all!



- Easy push button for handle height adjustments in 1" increments
- Aluminum brake cable conduit protects at the most frequent breakage point



- Innovative design hides brake lines for a clean look while protecting from wear and breakage
- Shielded adjustable braking mechanism offers excellent durability and performance



- 10-inch Front Caster Reduces Resistance for Easy Navigation

### FEATURES

- Lightweight, aluminum frame with integrated suspension system is durable for years of worry-free use.
- 10-inch front and 8-inch rear non-marring, heavy duty black wheels with soft grip tires traverse almost any terrain.
- Ergonomic handles – with top-down hidden braking system; Adjustable height in one-inch increments from 36" - 41" with audible "click" setting.
- Comes with a 24" x 13" thickly padded seat with a handle to fold and unfold side-to-side quickly and easily. This allows for the rollator to maneuver through narrow hallways and doors.
- Attractive front mesh tote attaches to the front of the frame for carrying personal belongings. It is easily attached and detached and can double as a shoulder bag when necessary.
- Folds up quickly and easily for transport or storage. Can easily fit in vehicles, storage closet, or public transport.

### COLORS

Cobalt Blue



Rose Gold



### SPECIFICATIONS

Overall Width:	29" (W)
Seat Dimensions:	24" (W) x 13" (D)
Seat to Floor Height:	24"
Weight Capacity:	450 lb
Adjustable Handle Height:	36" – 41"
Wheel Size:	10" (front) 8" (rear)
Product Weight:	23 lb
Carton Dimensions:	29.7" x 11.2" x 37.6"
Shipping Weight:	30.4 lb
Warranty:	Limited Lifetime on Frame Wear Components: 1 year

Item #	Description	Color	UPC	UOM
RLVXR10CB	Voyager XR Euro-Style Rollator	Cobalt Blue	815067078639	1/cs
RLVXR10PK	Voyager XR Euro-Style Rollator	Rose Gold	815067078646	1/cs

\* Providers are responsible for determining appropriate billing codes for Medicare Program claims. This information is included for your convenience and is not intended, nor should it be considered billing advice.



# Economy Knee Scooter

The **Economy Knee Scooter** offers an affordable choice in mobility for those suffering from an ankle or foot injury. The Roscoe Economy Knee Scooter can easily be folded down for transportation and storage. The handle bars and knee platform are height adjustable to accommodate a wide range of users. The frame and knee pad are manufactured for worry free use.



Height Adjustable Steering Wheel



Adjustable Hand Brake

## FEATURES

- Scooter can be steered for increased maneuverability
- Ideal for individuals recovering from an ankle or foot injury
- Quick Release Steering Assembly folds for easy storage
- Quick Release Seat includes height adjustments to accommodate different patient heights
- Padded Knee Platform with easy adjustment mechanism
- Oversize wheels are ideal for indoor and outdoor use
- Adjustable braking system
- Limited lifetime warranty on frame, 90 days on Non-Durable components

## SPECIFICATIONS

Patient Height Range:	4'11" – 6'6"
Adjustable Handle Height:	31" – 41"
Product Weight:	19.5 lbs.
Product Dimensions:	31.75" x 16.125" x 30"
Weight Capacity:	250 lbs.

## COLORS

Sterling Grey




Item #	Description	UPC	UOM
ROS-KS2	Economy Knee Scooter	092237614624	each

\* Providers are responsible for determining appropriate billing codes for Medicare Program claims. This information is included for your convenience and is not intended, nor should it be considered billing advice.

## Deluxe Knee Scooter

The **Deluxe Knee Scooter** offers increased comfort and ease of mobility to patients who cannot put weight on their foot or ankle, but want to remain active. With its four large wheels and padded knee platform, the Knee Scooter is perfect for indoor and outdoor use. The offset post on the aluminum knee platform allows for right-to-left adjustment in seconds - no tools required. The Knee Scooter is equipped with an easy folding mechanism that collapses using a thumb release lever and fits beneath the raised knee platform for ease of storage and transportation.



Adjustable Hand Brake

### FEATURES

- Scooter can be steered for increased maneuverability
- Ideal for individuals recovering from an ankle or foot injury
- Large 8-inch clear PU wheels with sealed bearings
- Adjustable hand brake ensures safety
- Padded knee platform with easy-adjustment mechanism
- Padded handlebar grips
- Limited lifetime warranty on frame, 90 days on all other parts

### COLORS

Black  
Finish



White  
Finish



Burgundy  
Finish



### SPECIFICATIONS

Patient Height Range:	4'11" – 6'6"
Knee Platform Dimensions:	7" (W) x 14" (L)
Adjustable Handle Height:	31" – 41"
Knee Platform Height:	17.5" – 22"
Product Weight:	22.8 lbs.
Weight Capacity:	350 lbs.

Item #	Description	UPC	UOM
ROS-KSB	Deluxe Black Knee Scooter	092237601136	each
ROS-KSW	Deluxe White Knee Scooter	092237601471	each
ROS-KSBG	Deluxe Burgundy Knee Scooter	092237601143	each

\* Providers are responsible for determining appropriate billing codes for Medicare Program claims. This information is included for your convenience and is not intended, nor should it be considered billing advice.




## K1 Wheelchair

### STANDARD WHEELCHAIR

The **ProBasics K1 Manual Wheelchair** combines style and durability at an affordable price. Standard features include flip back removable padded armrests, easy-to-clean vinyl upholstery, chart pocket and heel loops on the front riggings. Supporting patient weights up to 250 pounds, the ProBasics K1 Standard Wheelchair is a popular choice among providers. Available with swing-away footrests or elevating legrests.



Flip-back armrests



Easy-to-operate  
wheel locks



Front riggings  
with heel loop

### FEATURES

- Slide tube steel frame in black powder coat finish
- Single axle positioning
- Flip-back, padded, upholstered armrests are removable
- Chart pocket on back for additional convenience
- Includes tool-free swing-away footrests with heel loops or elevating padded legrests with composite footplates
- Elevating legrests are equipped with a pneumatic piston for infinite elevating positions
- Easy push-to-lock wheel locks
- Composite handrims with 24" solid urethane tires
- 8" x 1" solid rubber front casters
- Precision sealed wheel bearings in front and rear ensure long lasting performance and reliability
- HCPCS\* Code: K0001

K0195 OR E0990 (elevating legrests only)

### SPECIFICATIONS

Seat Width:	16"   18"   20"
Seat Depth:	16"
Seat-to-Floor Height <sup>1</sup> :	19.5"
Back Height:	18"
Back Style:	Fixed
Overall Width w/Arms:	24 ½"   26 ½"   28 ½"
Overall Depth:	31 ¼" (without riggings)
Weight Capacity:	250 lb
Product Weight <sup>2</sup> :	41– 43 lb
Carton Dimensions:	34" x 12" x 41"
Shipping Weight:	45 – 50 lb
Warranty:	Limited lifetime on frame One year on all parts

Item #	Seat	Arm Style	Leg Style	UPC	UOM
WC11616DS	16" x 16"	Flip Back Desk-Length	Swing-Away Footrests	815067070558	each
WC11816DS	18" x 16"	Flip Back Desk-Length	Swing-Away Footrests	815067070565	each
WC12016DS	20" x 16"	Flip Back Desk-Length	Swing-Away Footrests	815067070572	each
WC11616DE	16" x 16"	Flip Back Desk-Length	Elevating Legrests	815067070589	each
WC11816DE	18" x 16"	Flip Back Desk-Length	Elevating Legrests	815067070596	each
WC12016DE	20" x 16"	Flip Back Desk-Length	Elevating Legrests	815067070602	each

\* Providers are responsible for determining appropriate billing codes for Medicare Program claims. This information is included for your convenience and is not intended, nor should it be considered billing advice.

<sup>1</sup>NOTE: These heights can vary ¼-inch due to tire wear and manufacturing tolerances.

<sup>2</sup>NOTE: Weights based on 18" x 16" wheelchair with desk-length arms and no front riggings. Weights will vary depending on how the wheelchair is equipped.




## K1/K2 Wheelchair

### STANDARD - HEMI HEIGHT

The **ProBasics K1/K2 Standard Wheelchair** is designed to meet a variety of patient profiles. With a patient weight capacity of 300 pounds, dual rear axle positions and multi-position caster forks, this wheelchair is designed at a standard hemi height making it one of the most versatile wheelchairs on the market today. Standard features include flip back removable padded armrests, easy-to-clean vinyl upholstery, chart pocket and heel loops on the front riggings. Available with swing-away footrests or elevating legrests.



Flip-back armrests



Easy-to-operate  
wheel locks



Front riggings  
with heel loop

### FEATURES

- Slide tube, powder-coated silver vein steel frame
- Dual axle provides easy transition of seat height to hemi-level
- Flip-back, padded, upholstered armrests are removable
- Chart pocket on back for additional convenience
- Includes tool-free swing-away footrests with heel loops or elevating padded legrests with composite footplates
- Elevating legrests are equipped with a pneumatic piston for infinite elevating positions
- Easy push-to-lock wheel locks
- Precision sealed wheel bearings in front and rear ensure long lasting performance and reliability
- Composite handrims with 24" solid urethane tires
- 8" x 1" solid rubber front casters
- HCPCS\* Code: K0002, K0001  
K0195 OR E0990 (elevating legrests only)

### SPECIFICATIONS

Seat Width:	16"   18"   20"
Seat Depth:	16"
Seat-to-Floor Height <sup>1</sup> :	19.5"   Hemi 17.5"
Back Height:	18"
Back Style:	Fixed
Overall Width w/Arms:	24 ½"   26 ½"   28 ½"
Overall Depth:	31 ¼"
Weight Capacity:	300 lb
Product Weight <sup>2</sup> :	41 – 43 lb
Carton Dimensions:	33" x 13" x 37"
Shipping Weight:	45 – 50 lb
Warranty:	Limited lifetime on frame One year on all parts

Item #	Seat	Arm Style	Leg Style	UPC	UOM
WC21616DS	16" x 16"	Flip Back Desk-Length	Swing-Away Footrests	815067070633	each
WC21816DS	18" x 16"	Flip Back Desk-Length	Swing-Away Footrests	815067070640	each
WC22016DS	20" x 16"	Flip Back Desk-Length	Swing-Away Footrests	815067070657	each
WC21616DE	16" x 16"	Flip Back Desk-Length	Elevating Legrests	815067070664	each
WC21816DE	18" x 16"	Flip Back Desk-Length	Elevating Legrests	815067070671	each
WC22016DE	20" x 16"	Flip Back Desk-Length	Elevating Legrests	815067070688	each

\* Providers are responsible for determining appropriate billing codes for Medicare Program claims. This information is included for your convenience and is not intended, nor should it be considered billing advice.

<sup>1</sup>NOTE: These heights can vary ¼-inch due to tire wear and manufacturing tolerances.

<sup>2</sup>NOTE: Weights based on 18" x 16" wheelchair with desk-length arms and no front riggings. Weights will vary depending on how the wheelchair is equipped.




## K3 Wheelchair

### LIGHTWEIGHT WHEELCHAIR

The **ProBasics K3 Lightweight Wheelchair** offers all the benefits of a standard K3 wheelchair with the added feature of removable flip back height adjustable arms and 2-inch upholstery seat extension. Weighing less than 36 pounds, the ProBasics K3 also comes standard with tool-free adjustable front riggings and easy push-lock wheel locks.



Flip-back armrests are height adjustable



2" upholstery seat extension



Front riggings with heel loop

### FEATURES

- Cross-brace, powder-coated silver vein steel frame
- Dual axle provides easy transition of seat height to hemi-level
- Removable flip back height adjustable arms allow for easy transfer
- 2-inch removable seat extension
- Includes tool-free swing-away footrests with heel loops or elevating legrests with composite footplates
- Elevating legrests are equipped with a pneumatic piston for infinite elevating positions
- Easy push-to-lock wheel locks
- Precision sealed wheel bearings in front and rear ensure long lasting performance and reliability
- Composite handrims with 24" solid urethane tires
- 8" x 1" solid rubber front casters
- HCPCS\* Code: K0003

K0195 OR E0990 (elevating legrests only)

### SPECIFICATIONS

Seat Width:	16"   18"   20"
Seat Depth:	16" – 18"
Seat-to-Floor Height <sup>1</sup> :	Adult 20"   Hemi 17"
Back Height:	18"
Back Style:	Fixed
Overall Width w/Arms:	24"   26"   28"
Overall Depth:	31" (without riggings)
Weight Capacity:	300 lb
Product Weight <sup>2</sup> :	35 – 38 lb
Carton Dimensions:	36" x 12" x 31.5"
Shipping Weight:	40 - 46 lb
Warranty:	Limited lifetime on frame One year on all parts

Item #	Seat	Arm Style	Leg Style	UPC	UOM
WC31616DS	16" x 16"	Height Adjustable, Flip Back, Desk-Length	Swing-Away Footrests	815067070695	each
WC31816DS	18" x 16"	Height Adjustable, Flip Back, Desk-Length	Swing-Away Footrests	815067070701	each
WC32016DS	20" x 16"	Height Adjustable, Flip Back, Desk-Length	Swing-Away Footrests	815067070718	each
WC31616DE	16" x 16"	Height Adjustable, Flip Back, Desk-Length	Elevating Legrests	815067070725	each
WC31816DE	18" x 16"	Height Adjustable, Flip Back, Desk-Length	Elevating Legrests	815067070732	each
WC32016DE	20" x 16"	Height Adjustable, Flip Back, Desk-Length	Elevating Legrests	815067070749	each

\* Providers are responsible for determining appropriate billing codes for Medicare Program claims. This information is included for your convenience and is not intended, nor should it be considered billing advice.

<sup>1</sup>NOTE: These heights can vary ¼-inch due to tire wear and manufacturing tolerances.

<sup>2</sup>NOTE: Weights based on 18" x 16" wheelchair with desk-length arms and no front riggings. Weights will vary depending on how the wheelchair is equipped.





# K4 Lite Wheelchair

## HIGH STRENGTH LIGHTWEIGHT WHEELCHAIR

The **ProBasics K4 Lite Wheelchair** is a high-strength lightweight extremely versatile wheelchair. With an included seat and upholstery extension combined with all of its other unique features that come standard, the ProBasics K4 Lite easily adapts to any patient's individual needs. It offers superior value and functionality for those looking for a high-performance mobility product at an affordable price.



Flip-back armrests are height adjustable



2" upholstery seat extension



Adjustable anti-tippers with push-pin flip-up wheels



Quick release rear axle

### FEATURES

- 3-Position quick-release axles allow for tool-free removal of rear wheels for fast hemi-height adjustment
- Comes included with a seat rail and upholstery extension that easily adjusts seat depth from 16" to 18" without any additional upholstery
- Flip-back padded arm rests are height adjustable from 10" to 14"
- Adjustable height wrap-around back upholstery for maximum comfort
- Comfortable and stylish nylon upholstery
- Polyurethane tires and composite casters for superior performance
- Includes tool-free adjustable front riggings
- Adjustable anti-tippers included
- Easy push-to-lock wheel locks
- HCPCS\* Code: K0195 or E0990 (elevating legrests only)  
E0971 (anti-tippers)  
E2201 (non-standard seat frame - 20" chair only)

### SPECIFICATIONS

Seat Width:	16"   18"   20"
Seat Depth:	16" – 18"
Seat-to-Floor Height <sup>1</sup> :	Adult 19.5"   Hemi 17.5"
Back Height:	16" – 17.5"
Back Style:	Height Adjustable
Overall Width w/Arms:	24.5"   26.5"   28.5"
Overall Depth:	32" (without riggings)
Weight Capacity:	300 lb
Product Weight <sup>2</sup> :	32 – 36 lb
Carton Dimensions:	33" x 13" x 37"
Shipping Weight:	35 – 39 lb
Warranty:	Limited lifetime on frame One year on all parts

Item #	Seat	Arm Style	Leg Style	UPC	UOM
WCL41616DS	16" x 16"	Height Adjustable, Flip Back, Desk-Length	Swing-Away Footrests	815067078547	each
WCL41816DS	18" x 16"	Height Adjustable, Flip Back, Desk-Length	Swing-Away Footrests	815067078554	each
WCL42016DS	20" x 16"	Height Adjustable, Flip Back, Desk-Length	Swing-Away Footrests	815067078561	each
WCL41616DE	16" x 16"	Height Adjustable, Flip Back, Desk-Length	Elevating Legrests	815067078516	each
WCL41816DE	18" x 16"	Height Adjustable, Flip Back, Desk-Length	Elevating Legrests	815067078523	each
WCL42016DE	20" x 16"	Height Adjustable, Flip Back, Desk-Length	Elevating Legrests	815067078530	each

\* Providers are responsible for determining appropriate billing codes for Medicare Program claims. This information is included for your convenience and is not intended, nor should it be considered billing advice.

<sup>1</sup>NOTE: These heights can vary ¼-inch due to tire wear and manufacturing tolerances.

<sup>2</sup>NOTE: Weights based on 18" x 16" wheelchair with desk-length arms and no front riggings. Weights will vary depending on how the wheelchair is equipped.




## Steel Transport Chair

The **ProBasics Steel Transport Chair** is a lightweight steel-construction design with a chip-proof and easy-to-maintain finish. The flared handles and handy back-release hinge allow the back to fold down flat and compact for easy storage and transport. Comes complete with seat belt, tool-free swing-away composite footrests and heel loops. Fits patient weights up to 300 pounds.



Seat belt



Back-release hinge for easy folding



Folds flat for easy storage



8-inch wheels

### FEATURES

- Lightweight steel construction (only 25 lbs)
- Flared handles and handy back-release hinge allow the back to fold down flat and compact for easy storage and transport
- Stylish, silver vein carbon steel frame with permanent rear axle for strength and durability
- Padded full-length permanent armrests
- Padded nylon upholstery is comfortable, lightweight and easy to clean
- Seat belt for added safety
- Nylon seat straps allow for ease of folding and lifting
- Push-to-lock rear wheel locks
- Composite 8" wheels with solid rubber tires are lightweight and maintenance free
- Tool-free, swing-away composite footrests with heel loops included

### SPECIFICATIONS

Overall Width:	21.25" (open)   9" (closed)
Width between Grips:	19"
Overall Height:	37"
Overall Depth:	38.75" with riggings 26.75" without riggings
Seat-to-Floor Height:	19"
Back Height:	16"
Seat Dimensions:	19" (W) x 16" (D)
Patient Weight Capacity:	300 lb
Product Weight:	25 lb
Carton Dimensions:	23" x 11" x 31"
Shipping Weight:	34 lb
Warranty:	Limited lifetime on frame One year on all parts

Item #	Description	UPC	Seat Width	Colour	Wt. Cap.	UOM
TCS1916SV	ProBasics Steel Transport Chair	815067070480	19"	Silver Vein	300 lb	1/cs

\* Providers are responsible for determining appropriate billing codes for Medicare Program claims. This information is included for your convenience and is not intended, nor should it be considered billing advice.




## Aluminum Transport Chair

The **ProBasics Aluminum Transport Chair** is a compact, lightweight design with an easy-to-maintain finish. The flared handles and handy back-release hinge allow the back to fold down flat and compact for easy storage and transport. Comes complete with seat belt, tool-free swing-away composite footrests and heel loops. Supports patient weights up to 300 pounds.



Seat belt



Handy back-release hinge



Flared handles back to fold down flat



Push-to-lock rear wheel locks

### FEATURES

- Lightweight aluminum construction (only 20 lbs)
- Flared handles and handy back-release hinge allow the back to fold down flat and compact for easy storage and transport
- Stylish aluminum frame with permanent rear axel for strength and durability
- Padded full-length permanent armrests
- Padded nylon upholstery is comfortable, lightweight and easy to clean
- Seat belt for added safety
- Nylon seat straps allow for ease of folding and lifting
- Push-to-lock rear wheel locks
- Composite 8" wheels with solid rubber tires are lightweight and maintenance free
- Tool-free, swing-away composite footrests with heel loops included
- HCPCS Code: E1038\*

### SPECIFICATIONS

Overall Width:	22" open   9" closed
Width b/w Grips:	19.75
Overall Height:	37"
Overall Depth:	38.75" with riggings 26.75" without riggings
Seat-to-Floor Height:	19"
Back Height:	16"
Seat Dimensions:	19" (W) x 16" (D)
Weight Capacity:	300 lb
Product Weight:	20 lb
Carton Dimensions:	23" x 11" x 31"
Shipping Weight:	26 lb
Warranty:	Limited Lifetime on frame One year on all parts

### COLORS

Blue Finish  Burgundy Finish  Pink Finish  Black Finish 

Item #	Description	Color	UPC	UOM
TCA1916BL	ProBasics Aluminum Transport Chair	Blue	815067070503	1/cs
TCA1916BG	ProBasics Aluminum Transport Chair	Burgundy	815067070497	1/cs
TCA1916PK	ProBasics Aluminum Transport Chair	Pink	815067070510	1/cs
TCA1916BK	ProBasics Aluminum Transport Chair	Black	815067072682	1/cs

\* Providers are responsible for determining appropriate billing codes for Medicare Program claims. This information is included for your convenience and is not intended, nor should it be considered billing advice.






## Aluminum Transport with 12-inch Rear Wheels

The **ProBasics Aluminum Transport Chair with 12" rear wheels** has a lightweight aluminum frame and padded upholstery. The flared handles and handy back-release hinge allow the back to fold down for easy storage and transport. The companion activated hand brakes are ideal for locking the rear wheels during patient transfers, and provide for added safety and control. Comes complete with seat belt, swingaway footrests with composite footplates and heel loops. Supports patient weights up to 300 lb.



Flared handles for easy folding



Back-release hinge for easy folding



Folds flat for easy storage



12" rear wheels

### FEATURES

- Lightweight aluminum construction (only 20 lb)
- 12" rear wheels for better performance on uneven surfaces
- Companion activated hand brakes are ideal for locking the rear wheels during transfers
- Flared handles and handy back-release hinge allow the back to fold down flat and compact for easy storage and transport
- Powder coated aluminum frame is lightweight and durable
- Padded full-length permanent armrests
- Padded nylon upholstery is comfortable, lightweight and easy to clean
- Seat belt for added safety
- Nylon seat straps allow for ease of folding and lifting
- Composite wheels with solid rubber tires are lightweight and maintenance free
- Tool-free, swing-away composite footrests with heel loops included
- HCPCS Code: E1038\*

### SPECIFICATIONS

Overall Width:	21.5" (open)   10.25" (closed)
Width between Grips:	19.25"
Overall Height:	37"
Overall Depth:	39" with riggings 27.5" without riggings
Seat-to-Floor Height:	19"
Back Height:	16"
Seat Dimensions:	19" (W) x 16" (D)
Patient Weight Capacity:	300 lb
Product Weight:	20 lb
Carton Dimensions:	25" x 11" x 31"
Shipping Weight:	29.5 lb
Warranty:	Limited lifetime on frame One year on all parts

Item #	Description	Color	UPC	UOM
TCA191612BK	ProBasics Aluminum Transport with 12-inch Rear Wheels	Black	815067070527	1/cs

\* Providers are responsible for determining appropriate billing codes for Medicare Program claims. This information is included for your convenience and is not intended, nor should it be considered billing advice.




## Bariatric Steel Transport Chair

The **ProBasics Bariatric Steel Transport Chair** with 12-inch rear wheels has dual reinforced cross braces and durable nylon upholstery. The handy back-release hinge allows the back to fold down for easy storage and transport. The companion activated hand brakes are ideal for locking the rear wheels during patient transfers, and provide for added safety and control. Comes complete with seat belt, swingaway footrests with aluminum footplates and heel loops. Supports patient weights up to 450 lb.



Companion activated hand brakes



Back-release hinge for easy folding



Back folds down quickly for easy storage



Solid rubber tires are lightweight & maintenance free

### FEATURES

- Heavy-duty reinforced steel construction
- Stylish, silver vein steel frame with dual, reinforced cross braces for strength and durability
- 12" rear wheels for better performance on uneven surfaces
- Companion activated hand brakes are ideal for locking the rear wheels during transfers
- Handy back-release hinge allows the back to fold down for easy storage and transport
- Removable desk-length padded armrests
- Reinforced nylon upholstery is comfortable, lightweight and easy to clean
- Seat belt for added safety
- Nylon seat straps allow for ease of folding and lifting
- Composite wheels with solid rubber tires are lightweight and maintenance free
- Tool-free, swing-away aluminum footrests with heel loops come standard
- HCPCS Code: E1039\*

### SPECIFICATIONS

Overall Width:	27" (open)   11" (closed)
Width between Hand Grips:	20"
Overall Height:	37.75"
Overall Depth:	41.5" with riggings 31.5" without riggings
Seat-to-Floor Height:	20"
Back Height:	18"
Seat Dimensions:	22" (W) x 18" (D)
Patient Weight Capacity:	450 lb
Product Weight:	41 lb
Carton Dimensions:	30" x 12" x 33"
Shipping Weight:	66 lb
Warranty:	Limited lifetime on frame One year on all parts

Item #	Description	Color	UPC	UOM
TCS221612SV	ProBasics Bariatric Transport with 12-inch Rear Wheels	Silver-Vein	8150670753	1/cs


\* Providers are responsible for determining appropriate billing codes for Medicare Program claims. This information is included for your convenience and is not intended, nor should it be considered billing advice.



## K4 Transformer

**TRANSFORMS FROM K4 HIGH STRENGTH  
LIGHTWEIGHT WHEELCHAIR TO A TRANSPORT CHAIR**

The perfect upgrade from a standard K0004 wheelchair, the **ProBasics TRANSFORMER™** is a dual purpose, high strength lightweight wheelchair that quickly transforms from a self-propelled wheelchair to a compact transport chair with 8" wheels all around. Great as a transitional chair for accompanied excursions while retaining self-propel capabilities. Also allows the slimming down of the chair to navigate narrow doorways.



24-inch quick release  
rear wheels



Transforms into a  
Transport Chair



Flip back, desk  
length, padded arms

### FEATURES

- Lightweight aluminum frame
- 8-inch full swivel front casters mounted on aluminum forks
- 24-inch "quick release" rear wheels with composite handrims
- Bolted on 8-inch transport chair rear wheels
- Self-locking paddle release, flip-back padded desk length arms
- Lightweight black, woven nylon upholstery
- Fold down back with easy release paddles
- Complete with lightweight aluminum wheel locks for both 24-inch and 8-inch rear wheel modes
- Detachable flip-up rear anti-tippers
- Accessory pouch sewn into back
- Footrests include heel loops and composite footplates (optional elevating legrests sold separately - WCT4ELR)
- Folds for easy storage
- HCPCS\* Code: K0004

K0195 or E0990 (elevating legrests only)

### SPECIFICATIONS

Seat Width:	16"   18"   20"
Seat Depth:	16"
Seat-to-Floor Height <sup>1</sup> :	Adult 20"   Hemi 17"
Back Height:	16"
Back Style:	Folds down
Overall Width w/Arms:	18" – 29"
Overall Depth:	28" – 32" (without riggings)
Weight Capacity:	250 lb
Product Weight <sup>2</sup> :	32 – 34 lb
Carton Dimensions:	33" x 13" x 37"
Shipping Weight:	35 – 37 lb
Warranty:	Limited lifetime on frame One year on all parts

Item #	Seat	Arm Style	Leg Style	UPC	UOM
WCT41616DS	16" x 16"	Flip Back, Desk-Length	Swing-Away Footrests	815067070817	each
WCT41816DS	18" x 16"	Flip Back, Desk-Length	Swing-Away Footrests	815067070824	each
WCT42016DS	20" x 16"	Flip Back, Desk-Length	Swing-Away Footrests	815067070831	each

\* Providers are responsible for determining appropriate billing codes for Medicare Program claims. This information is included for your convenience and is not intended, nor should it be considered billing advice.

<sup>1</sup>NOTE: These heights can vary ¼-inch due to tire wear and manufacturing tolerances.

<sup>2</sup>NOTE: Weights based on 18" x 16" wheelchair with desk-length arms and no front riggings. Weights will vary depending on how the wheelchair is equipped.




## K7 Bariatric Wheelchair

### HEAVY DUTY WHEELCHAIR

The **ProBasics K7 Heavy Duty Wheelchair** features a robust design to accommodate patients with wider seat and higher weight capacity requirements. With seat widths from 24 to 28 inches, a weight capacity of 450 - 600 pounds and a heavy-duty slide tube frame, the ProBasics K7 offers a rugged yet attractive option for the bariatric patient population.



Removable, desk length, padded arms



Heavy duty vinyl upholstery



Aluminum footplate

### FEATURES

- Heavy Duty, slide tube silver vein steel frame
- 8" x 2" semi-pneumatic casters are adjustable in 3 positions
- Dual axle provides easy transition of seat height to hemi-level
- 24" rear urethane wheels with durable hand rims
- Removable desk length arms with padded armrests
- Heavy duty vinyl padded upholstery with chart pocket
- Tool-free footrests include heel loops and Aluminum footplates
- Tool-free elevating padded legrests are equipped with a pneumatic piston for infinite elevating positions and aluminum footplates
- Easy push-to-lock wheel locks
- HCPCS\* Code: K0007  
K00195 or E0990 (elevating legrests only)

### SPECIFICATIONS

Seat Width:	22"   24"   26"   28"
Seat Depth:	18"   20"
Seat-to-Floor Height <sup>1</sup> :	Adult 21"   Hemi 19"
Back Height:	16"   18"
Back Style:	Fixed
Overall Width w/Arms:	30"   32"   34½"   37"
Overall Depth:	33"   34" (without riggings)
Weight Capacity:	450 – 600 lb
Product Weight <sup>2</sup> :	51– 64 lb
Carton Dimensions:	38" x 13" x 35"
Shipping Weight:	58 – 70 lb
Warranty:	Limited lifetime on frame One year on all parts

Item #	Seat	Arm Style	Leg Style	Weight Limit	UPC	UOM
WC72218DS	22" x 18"	Removable, Desk-Length	Swing-Away Footrests	450 lb	815067070855	each
WC72418DS	24" x 18"	Removable, Desk-Length	Swing-Away Footrests	450 lb	815067070862	each
WC72620DS	26" x 20"	Removable, Desk-Length	Swing-Away Footrests	500 lb	815067072057	each
WC72820DS	28" x 20"	Removable, Desk-Length	Swing-Away Footrests	600 lb	815067072064	each
WC72218DE	22" x 18"	Removable, Desk-Length	Elevating Legrests	450 lb	815067070879	each
WC72418DE	24" x 18"	Removable, Desk-Length	Elevating Legrests	450 lb	815067070886	each
WC72620DE	26" x 20"	Removable, Desk-Length	Elevating Legrests	500 lb	815067072071	each
WC72820DE	28" x 20"	Removable, Desk-Length	Elevating Legrests	600 lb	815067072088	each

\* Providers are responsible for determining appropriate billing codes for Medicare Program claims. This information is included for your convenience and is not intended, nor should it be considered billing advice.

<sup>1</sup>NOTE: These heights can vary ¼-inch due to tire wear and manufacturing tolerances.

<sup>2</sup>NOTE: Weights based on 18" x 16" wheelchair with desk-length arms and no front riggings. Weights will vary depending on how the wheelchair is equipped.




## Reclining Wheelchair

The **ProBasics Reclining Manual Wheelchair** provides full back and headrest support as patient reclines from 90 to 160 degrees. The 13-inch headrest and padded, full-length arms are removable. Black, padded vinyl upholstery resists mildew and bacteria. The frame has a chip-resistant silver vein finish. Mag-style wheels are lightweight and set back on frame to prevent patient from tipping when in the reclined position.



Reclines from 90° – 160°



Caregiver activated recline mechanism



13-inch headrest supports patient when reclined and is removable

### FEATURES

- Slide tube steel frame with an attractive silver vein finish that is chip resistant and easy to maintain
- Padded Desk-length, detachable armrests provide added patient comfort
- Chart pocket on backrest provides additional convenience
- Tool-free elevating padded legrests are equipped with a pneumatic piston for infinite positions and composite footplates
- Composite handrims with mag-style wheels are lightweight and maintenance free
- Wheels are set back on frame to prevent tipping
- Rear anti-tippers come standard
- Headrest extension comes standard with head immobilizer
- 8" x 1" solid rubber front casters
- Easy push-to-lock wheel locks
- HCPCS\* Code: K0001/K0006

E1226 (reclining back)

E0966 (headrest extension)

E0990 (elevating legrests only)

### SPECIFICATIONS

Seat Width:	16"   18"   20"   22"
Seat Depth:	17"
Seat-to-Floor Height <sup>1</sup> :	Adult 20"
Back Height:	19.5"   34"
Back Style:	Reclining
Overall Width w/Arms:	24½"   26½"   28½"
Overall Depth:	31¼" (without riggings)
Weight Capacity:	300 lb   400 lb (WCR2218E)
Product Weight <sup>2</sup> :	51 – 60 lb
Carton Dimensions:	40" x 12" x 36"
Shipping Weight:	71 – 75 lb
Warranty:	Limited lifetime on frame One year on all parts

Item #	Seat	Arm Style	Leg Style	Weight Limit	UPC	UOM
WCR1616E	16" x 17"	Removable, Desk-Length	Elevating Legrests	300 lb	815067070893	Each
WCR1816E	18" x 17"	Removable, Desk-Length	Elevating Legrests	300 lb	815067070909	Each
WCR2018E	20" x 17"	Removable, Desk-Length	Elevating Legrests	300 lb	815067070916	Each
WCR2218E	22" x 17"	Removable, Desk-Length	Elevating Legrests	400 lb	815067070923	Each

\* Providers are responsible for determining appropriate billing codes for Medicare Program claims. This information is included for your convenience and is not intended, nor should it be considered billing advice.

<sup>1</sup>NOTE: These heights can vary ¼-inch due to tire wear and manufacturing tolerances.

<sup>2</sup>NOTE: Weights based on 18" x 16" wheelchair with desk-length arms and no front riggings. Weights will vary depending on how the wheelchair is equipped.






## Hydraulic Patient Lift

Designed and created to help make patient handling safer for caregivers by helping to prevent back injuries from manual transfers, the **ProBasics Hydraulic Patient Lift** is safe, stable and affordable. With its slim design, the ProBasics Hydraulic lift is versatile enough for use with most patient transfers. The lift features include durable steel construction with a hammertone finish, a push handle, a padded swivel bar and two locking rear casters. The ProBasics Hydraulic patient lift is light-weight, assembles and disassembles easily, and will rotate patients without side-to-side sway. Supports patient weights up to 450 pounds.



Adjustable width base with smooth low friction casters with two locking rear casters.



Rotating handle on hydraulic pump and padded bar.



Offset mast with boom style provide better lift and range.

### FEATURES

- Heavy duty round tube steel construction with a chip resistant hammertone finish
- Six-point swivel bar attachment easily adapts to all sling styles and positions (can be used with 4 or 6 point sling)
- Low friction casters significantly improve rollability and contribute to caregiver safety. Rear two casters are locking
- 17.5" - 61" range allows for patient to be picked up from lying position on floor
- Pump handle can rotate from side to side for convenience of Attendant
- Offset mast and boom style provide better lift path, maximizing full travel range
- Swivel bar and pump handle are padded for comfort
- Elongated handle design serves a broad range of operator heights and offers improved handling ability
- Completely enclosed cam moves legs of adjustable base
- Base offers obstruction-free operation; ideal for cleaning
- Screw-in pin at mast base provides maximum stability and prevents removal of mast

### SPECIFICATIONS

Overall Width of Base (when open):	42" (for maximum safety)
Overall Width of Base (when closed):	22.5" (to easily fit thru door openings)
Minimum Height:	17.5"
Maximum Height:	61"
Base Height:	6.5'
Caster Size:	5"
Weight Capacity:	450 lb
Product Weight:	72 lb
Warranty:	Product lifetime (5 years) on frame, One year on all parts
HCPCS Code:	E0630

Item #	Description	UOM
PBPLSM001	ProBasics Hydraulic Patient Lift	each

\* Providers are responsible for determining appropriate billing codes for Medicare Program claims. This information is included for your convenience and is not intended, nor should it be considered billing advice.

# Hydraulic Patient Lift

**BESTLIFT™**

## LOW PROFILE BASE

Bestcare's Bestlift Patient Lift answers most patient needs in home care. With a maximum weight capacity of 400 lb., the Bestlift is easy to handle and maintain while providing robust healthcare lifting options. This complete patient lift solution offers the HME Dealer the flexibility to provide an excellent hydraulic lift to a patient and then at any time the Dealer can offer the family or caregiver a retail sale upgrade to an Electric lift with Bestcare's electric upgrade kit. The electric upgrade kit provides all of the necessary components to create a low cost solution for power lifting... easily converting the hydraulic lift to a battery powered lift.



## ELECTRIC UPGRADE KIT



Works great  
with full electric  
low beds!



## FEATURES

- Durable powder coated steel tube construction
- 400 Lb weight capacity
- Six-Point spreader bar
- Manual Open/Close base legs
- 4" rear casters with locking brakes
- 3" front casters
- Tool free assembly
- Small & quick disassembly for transport
- Optional upgrade to convert a PL400H to battery power lift

## DIMENSIONS

Maximum Capacity:	400lb / 181kg
Base Legs Length:	40"
Base Closed External Width	26"
Base Open External Width	33"
Mast Height:	49"
Base Height:**	4.8"
Min. Lifting Height:**	27"
Maximum Lifting Height:	68"

\* SPECIFICATIONS PROVIDED ARE A GENERAL GUIDELINE AND ARE SUBJECT TO CHANGE WITHOUT NOTICE

\*\* WITH SPREADER BAR

## WARRANTY

Lift frames and spreader bar:	3 years
Actuator:	2 years
Parts including casters, control box, PCB, pendant, charger:	2 years
Batteries:	1 year
Hydraulic pumps:	1 year

SLINGS ON NEXT PAGE ►

Item #	Descriptions	UOM
PL400H	Standard offering with hydraulic pump for lifting	EA
KIT-TA23-PL400	Retrofit kit to convert PL400 from hydraulic to electric	KIT



## Patient Lift Slings

### MESH SLINGS

- Four point strap hookup
- Mesh slings are washer safe and can be used in wet or dry environments
- Commode Opening: 8.5" x 11"
- Available in a variety of sizes
- HCPCS Code: E0621



Mesh Sling



Mesh Sling with  
Commode Opening



4 color-coded slings  
per corner

Item #	Description	Dimensions	Size	Weight Capacity	UOM
<b>MESH SLINGS</b>					
PBSL110	ProBasics Full Body Mesh Sling	41.5" W x 53.3" L	Medium	450 lb	each
PBSL111	ProBasics Full Body Mesh Sling	45.5" W x 58.3" L	Large	450 lb	each
PBSL114	ProBasics Full Body Mesh Sling with Commode Opening	41.5" W x 53.3" L	Medium	450 lb	each
PBSL115	ProBasics Full Body Mesh Sling with Commode Opening	45.5" W x 58.3" L	Large	450 lb	each
PBSL116	ProBasics Full Body Mesh Sling with Commode Opening	45.5" W x 63.3" L	Extra Large	450 lb	each



Drop Ship  
Only!



## The BestLift® PL182

A perfect blend of form and function for patient transfers. With an overall base length of 44.9", maximum width of 42.9", and base height of 4.5", it is the perfect solution for transferring patients in small rooms with low beds.

### FEATURES

- 400lb capacity
- Dual front castors
- New electronics with 24/7 capability
- New hand operated base opening


## The BestLift® PL228

A great solution for bariatric patient transfers. With an overall base length of 44.9", maximum width of 42.9", and base height of 4.5", it is the perfect solution for transferring bariatric patients in small rooms with low beds.

### FEATURES

- 500lb capacity
- Dual front castors
- New electronics with 24/7 capability
- New hand operated base opening

Item #	Description	Weight Capacity	UOM
PL182	BestCare Electric Lift	400 lb	1/ea
PL228	BestCare Bariatric Electric Lift	500 lb	1/ea



### BestCare Slings

Material Type	Part Number	Description	Size	Best Fits	Weight Capacity
Polyester	SL-UP892	Padded Leg	M	140 - 200 LB	400 LB
	SL-UP893	Padded Leg	L	200 - 450 LB	450 LB
	SL-UP894	Padded Leg	XXL	400 - 600 LB	600 LB
Mesh	SL-UM882	Mesh	M	140 - 200 LB	400 LB
	SL-UM883	Mesh	L	200 - 450 LB	450 LB

### with Head Support

Material Type	Part Number	Description	Size	Best Fits	Weight Capacity
Polyester	SL-UPH861	Padded Leg	S	85 - 140 LB	400 LB
	SL-UPH862	Padded Leg	M	140 - 200 LB	400 LB
	SL-UPH863	Padded Leg	L	200 - 450 LB	450 LB
	SL-UPH864	Padded Leg	XXL	400 - 600 LB	600 LB
Mesh	SL-UMH831	Mesh	S	85 - 140 LB	400 LB
	SL-UMH832	Mesh	M	140 - 200 LB	400 LB
	SL-UMH833	Mesh	L	200 - 450 LB	450 LB



## Bed Mount Trapeze

The ProBasics Bed Mount Trapeze provides weaker patients with a secure grip to grasp and lift themselves up with when changing positions in bed. It includes a sturdy base that offers free-standing support.

### FEATURES

- Attractive, chip resistant finish on strong tubular steel
- Adjustable height, horizontal position and hand bar support distance to assist a range of patients
- Provides free-standing support; base folds flat for storage
- Easy, tool-free installation
- Weight capacity: 250 lbs
- Includes trapeze and floor stand for free-standing support
- Also available in bed-mount design (Item: PBST-TRPZ)
- Ships in 2 cartons

### SPECIFICATIONS

Weight Capacity:	250 lb. user weight, 168 lb. safe working load
PBST	Freestanding trapeze (includes items below)
PBST-TRPZ	Bed-mounted trapeze (Includes Upper and Lower Clamps)
PBST-LEGS	Leg base only for trapeze
Limited Warranty:	1 year on frame; 1 year on all parts



**PBST-TRPZ**  
(Includes Upper and Lower Clamps)



**PBST-LEGS**



**PBST**

Item #	Description	UOM
PBST	Freestanding Trapeze	EA
PBST-TRPZ	For Bed Attachment (Includes Upper and Lower Clamps)	EA
PBST-LEGS	Bottom only	EA
X1PBSTHY01	Clamps	EA
X1PBSTHY02	Triangle Grip Assembly	EA

\* Providers are responsible for determining appropriate billing codes for Medicare Program claims. This information is included for your convenience and is not intended, nor should it be considered billing advice.



## Bariatric Trapeze

Easy assembly and rugged design make the ProBasics Bariatric Trapeze the first choice for heavier users. The 650 lb user weight capacity is the solution to assist larger individuals to change positions in bed. The overhead boom, with an adjustable chain, lets you place the hand grip anywhere from the edge of the headboard to the end of the boom. Ships in 2 cartons.



### FEATURES

- Rear casters help move the trapeze to the desired position
- Chain is adjustable from edge of headboard to the end of boom by sliding to desired position
- Designed to assist larger individuals to change positions while in bed
- Assembly requires a drill, rubber mallet and socket with wrench

### SPECIFICATIONS

Actual Product Weight:	100 lbs
Maximum User Weight Capacity:	650 lbs
Outside Legs Width:	48"
Assembled Height:	73"
Assembled Length:	48.5"
Assembled Width:	43"
Warranty:	5 years Limited
HCPCS Code:	E0912*

### SHIPPING *(ships in two cartons)*

Carton 1 - 70 lbs, 45.6" x 3.1" x 29.5"	UPC: 815067072804
Carton 2 - 40 lbs, 51.9" x 7.1" x 31.5"	UPC: 815067077021

Item #	Description	UOM
PBBT	ProBasics Bariatric Trapeze	each

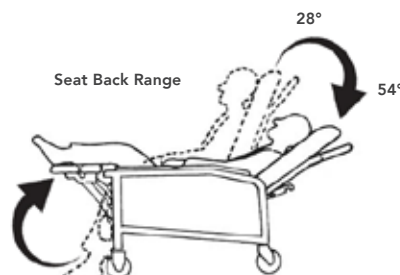
\* Providers are responsible for determining appropriate billing codes for Medicare Program claims. This information is included for your convenience and is not intended, nor should it be considered billing advice.



Full Sitting Position

## Three-Position Recliner

The ProBasics® three-position recliner offers both comfort and durability for day room or patient room use. Featuring full recline, elevated footrest with elevated and full upright positions, this recliner provides maximum flexibility for users. Need to move the recliner? The convenient push bar on the back and four rolling casters let you glide the chair where it's needed! For user safety, the two rear steering casters can be locked to secure the chair in place.



### FEATURES

- Hide-away footrest folds completely below chair to make rising to a standing position easier
- Vinyl seat and back padding to help reduce bottoming out
- Adjustable height settings
- Rust resistant rear locking caster forks
- Easy-clean, blow-molded side panels can be fast with no tools, just press the pin
- 5 position, locking molded trays easily slide ON and OFF with built-in side storage when not in use
- Convenient overlap tray with high lip completes the chair and the tabs let you move the tray freely
- Articulating headrest helps the patient stay within the social "field of vision"
- Flame retardant upholstery – meets California Technical Bulletin 117
- Prop 65 and CARB marked for sale in California

### AVAILABLE COLORS



Blue



Rosewood

### SPECIFICATIONS

Overall Height:	47"
Overall Width:	24"
Overall Depth Upright:	40"
Overall Depth Recline:	76"
Seat Width:	19"
Seat Depth:	19.5"
Seat-to-Back Height:	32"
Seat-to-Floor Height:	21.5"
Seat Angle Range:	13° – 38°
Back Angle Range:	28° – 54°
Tray Size:	25.5" L x 15" D
Weight Capacity:	250 lbs
Product Weight:	73 lbs
Shipping Weight:	86 lbs
HCPSC*	E1031

Item #	Description	UPC	UOM
PB6074BL	ProBasics Three-Position Recliner, Blue	815067072903	1/cs
PB6074RW	ProBasics Three-Position Recliner, Rose	815067072910	1/cs

\* Providers are responsible for determining appropriate billing codes for Medicare Program claims. This information is included for your convenience and is not intended, nor should it be considered billing advice.



## Lightweight Semi-Electric Bed

The **ProBasics Lightweight Semi-Electric Bed** is easy for one person to transport - with a foot section that weighs just 42 lbs. The robust, lightweight frame and snap on or off low-voltage DC motor box ensure quick, efficient set-ups and easy routine maintenance.

Your clients will take comfort that in the event of a power failure with a 9V battery back-up that allows movement to the lowest bed position. Plus, the smart, recessed design of the head and foot spring assemblies help reduce pinching and injuries.

### FEATURES

- Easy to transport – foot section weighs just 42 lbs.
- Quick set-up & easy maintenance with motor & electronics that can be removed for service or cleaning
- Head and foot sections can be raised independently or simultaneously
- Large button, simple-to-use hand pendant
- Manual crank at the foot adjusts the frame height
- Scratch-resistant bed ends keep the bed looking new
- 9V battery back-up lets users go to the lowest bed position during power failures (batteries not included)
- Headspring support and foot assembly are recessed to help reduce pinching and injuries
- Trendelenberg & reverse Trendelenberg position capable
- Beds include 2 locking and 2 non-locking casters
- Quiet, efficient ETL-approved DC low voltage single motor box
- HCPCS Code: E0295\*\*\*

### PRODUCT SPECIFICATIONS

Surface Height:	15" min. - 20" max. (without mattress)
Sleep Surface:	80" L x 36" W
Overall Bed:	87" L x 36" W
Weight Capacity:	450 lb / Patient Weight 350 lb
Limited Warranty:	5 year on frame** 2 year on motor - mechanical/electrical

### SHIPPING SPECIFICATIONS

Component:	Carton Size:	Shipping Weight:
Foot/Head Springs, Motor Box pendant:	45.5"x 10.5"x 37"	104 lbs.
Head/Foot Bed ends, Casters:	38"x 7.5"x 2.25"	56 lbs.

### ACCESSORIES

Works with ProBasics full/half rails, patient trapeze, bed extender and other components.

Item #	Description	UOM
PBSMB	ProBasics Semi-Electric Bed	each

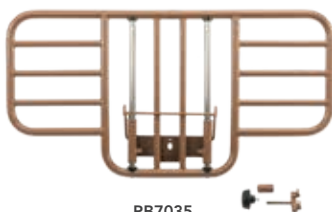
\* - Total distributed weight capacity including user, mattress, bedding and any other items on the bed surface. Please refer to the Owner's Manual for complete details.

\*\* - Limited lifetime warranty is offered on welds, please see Owner's Manual for complete warranty details.

\*\*\* - Providers are responsible for determining appropriate billing codes for Medicare Program claims. This information is only included for your convenience and is not intended, nor should be considered as Medicare billing advice.



PB6034




PB7035



PBHBMATIS



PBSATINFOAM3680



ARUBA-200

## Semi-Electric Bed Packages

PBSMB-FR Semi Electric Bed w/Full Rails (No Support Surface)	
HBSMBEM	ProBasics Semi-Electric Bed Ends w/Casters
HBSMSS	ProBasics Semi-Electric Single Motor, Head Spring, Foot Spring & Hi-Low Rod
PB6034	ProBasics Full Bed Rails
PBSMB-HR Semi Electric Bed with Half Rails	
HBSMBEM	ProBasics Semi-Electric Bed Ends w/Casters
HBSMSS	ProBasics Semi-Electric Single Motor, Head Spring, Foot Spring & Hi-Low Rod
PB7035	ProBasics Half Bed Rails
PBSMB-FRFCPKG Semi Electric Bed with Fiber Core Mattress	
HBSMBEM	ProBasics Semi-Electric Bed Ends w/Casters
HBSMSS	ProBasics Semi-Electric Single Motor, Head Spring, Foot Spring & Hi-Low Rod
PB6034	ProBasics Full Bed Rails
PBHBMATFB	Fibercore Mattress
PBSMB-HRFCPKG Semi Electric Bed with Full Rails and Fiber Core Mattress	
HBSMBEM	ProBasics Semi-Electric Bed Ends w/Casters
HBSMSS	ProBasics Semi-Electric Single Motor, Head Spring, Foot Spring & Hi-Low Rod
PB7035	ProBasics Half Bed Rails
PBHBMATFB	Fibercore Mattress
PBSMB-FRISPKG Semi Electric Bed with Full Rails and Innerspring Mattress	
HBSMBEM	ProBasics Semi-Electric Bed Ends w/Casters
HBSMSS	ProBasics Semi-Electric Single Motor, Head Spring, Foot Spring & Hi-Low Rod
PB6034	ProBasics Full Bed Rails
PBHBMATIS	Innerspring Mattress
PBSMB-HRISPKG Semi Electric Bed with Half Rails and Innerspring Mattress	
HBSMBEM	ProBasics Semi-Electric Bed Ends w/Casters
HBSMSS	ProBasics Semi-Electric Single Motor, Head Spring, Foot Spring & Hi-Low Rod
PB7035	ProBasics Half Bed Rails
PBHBMATIS	Innerspring Mattress
PBSMB-FRGP1PKG Semi Electric Bed with Full Rails and Group 1 Compressed Foam Mattress	
HBSMBEM	ProBasics Semi-Electric Bed Ends w/Casters
HBSMSS	ProBasics Semi-Electric Single Motor, Head Spring, Foot Spring & Hi-Low Rod
PB6034	ProBasics Full Bed Rails
PBSATINFOAM3680	Group 1 Compressed Foam Mattress - Boxed
PBSMB-HRGP1PKG Semi Electric Bed with Half Rails and Group 1 Compressed Foam Mattress	
HBSMBEM	ProBasics Semi-Electric Bed Ends w/Casters
HBSMSS	ProBasics Semi-Electric Single Motor, Head Spring, Foot Spring & Hi-Low Rod
PB7035	ProBasics Half Bed Rails
PBSATINFOAM3680	Group 1 Compressed Foam Mattress - Boxed
PBSMB-FRARBPKG Semi Electric Bed with Full Rails and Deluxe Contoured Foam Mattress	
HBSMBEM	ProBasics Semi-Electric Bed Ends w/Casters
HBSMSS	ProBasics Semi-Electric Single Motor, Head Spring, Foot Spring & Hi-Low Rod
PB6034	ProBasics Full Bed Rails
ARUBA-200	ARUBA Group 1 Sculptured Foam Mattress - Boxed
PBSMB-HRARBPKG Semi Electric Bed with Half Rails and Deluxe Contoured Foam Mattress	
HBSMBEM	ProBasics Semi-Electric Bed Ends w/Casters
HBSMSS	ProBasics Semi-Electric Single Motor, Head Spring, Foot Spring & Hi-Low Rod
PB7035	ProBasics Half Bed Rails
ARUBA-200	ARUBA Group 1 Sculptured Foam Mattress - Boxed





## Lightweight 2 Motor Full-Electric Bed

The **ProBasics Lightweight Full-Electric Bed** is designed for easy one person delivery and set-up with a foot section that weighs just 55 lbs (standard bed ends). The robust, lightweight frame and snap on/off low-voltage DC motor box/hi-low motor ensures quick, efficient set-ups and easy routine maintenance.

Clients can take comfort that in the event of a power failure, 9 volt battery (2) back-up is there to position the bed springs and bed height for safe transfer. Full rail cross brace location indicators have been added to the spring deck to make positioning of ProBasics full bed rails simple and safe.

### FEATURES

- Easy one person delivery & set-up
- Quick & simple motor attachment or removal for service or cleaning
- Welded steel split frame construction
- Head and foot sections can be raised independently or simultaneously
- Large button, simple-to-use hand pendant
- Scratch-resistant bed ends keep the bed looking new
- 9V battery back-up (2 batteries not included)
- Headspring support and foot assembly are recessed to help reduce pinching and injuries
- Trendelenberg & reverse Trendelenberg positioning
- Beds include 2 locking and 2 non-locking casters
- Quiet, efficient ETL-approved DC low voltage single motor box
- Available: Low Bed End Option
- HCPCS Code: E0297\*\*\*

### PRODUCT SPECIFICATIONS

Deck Height:	With casters: Standard ends - 15.47" - 22.95"
Sleep Surface:	80" L x 36" W
Overall Bed:	87" L x 36" W
Weight Capacity*:	450 lbs.
Patient Weight:	350 lbs. maximum
Limited Warranty:	5 year on frame** 2 year on motor - mechanical/electrical

### SHIPPING SPECIFICATIONS

Component:	Carton Size:	Shipping Weight:
Foot/Head Springs, Motors Pendant:	45.5" x 10.5" x 37"	116 lbs.
Head/Foot Bed Ends, Casters:	38" x 7.5" x 32.25"	59.5 lbs. (standard ends)

### ACCESSORIES

Works with ProBasics full/half rails, patient trapeze, bed extender and other optional components.

Item #	Description	UOM
PBFEB	ProBasics Lightweight Full-Electric Bed With Standard Bed Ends	each
PBFEBLO	ProBasics Lightweight Full-Electric Bed With Standard/Low Bed Ends	each

\* - Total distributed weigh capacity including user, mattress, bedding and any other items on the bed surface. Please refer to the Owner's Manual for complete details.

\*\* - Limited lifetime warranty is offered on welds, please see Owner's Manual for complete warranty details.

\*\*\* - Providers are responsible for determining appropriate billing codes for Medicare Program claims. This information is only included for your convenience and is not intended, nor should be considered as Medicare billing advice.



# Lightweight 2-Motor Full-Electric Bed Packages




PB6034



PB7035




PBHBMATFB



PBHBMATIS



PBSATINFOAM3680



ARUBA-200

PBFEB	Lightweight Full-Electric Bed Only
HBFESS	ProBasics Full-Electric Head/Foot Springs, Motors, Pendant
HBFEBE	ProBasics Head & Footboard, Casters, User Guide
PBFEB-PKG	Lightweight Full-Electric Bed w/Full Rails & Fibercore Mattress
HBFESS	ProBasics Full-Electric Head/Foot Springs, Motors, Pendant
HBFEBE	ProBasics Head & Footboard, Casters, User Guide
PB6034	ProBasics Full Bed Rails
PBHBMATFB	ProBasics Fibercore Mattress
PBFEB-HRPKG	Lightweight Full-Electric Bed w/Half Rails & Fibercore Mattress
HBFESS	ProBasics Full-Electric Head/Foot Springs, Motors, Pendant
HBFEBE	ProBasics Head & Footboard, Casters, User Guide
PB7035	ProBasics Half Bed Rails
PBHBMATFB	ProBasics Fibercore Mattress
PBFEB-FRISPKG	Lightweight Full-Electric Bed w/Full Rails and Innerspring Mattress
HBFESS	ProBasics Full Electric Head/Foot Springs, Motors, Pendant
HBFEBE	ProBasics Head & Footboard, Casters, User Guide
PB6034	ProBasics Full Bed Rails
PBHBMATIS	ProBasics 80 Inner Spring Mattress
PBFEB-HRISPKG	Lightweight Full-Electric Bed w/Half Rails and Innerspring Mattress
HBFESS	ProBasics Full Electric Head/Foot Springs, Motors, Pendant
HBFEBE	ProBasics Head & Footboard, Casters, User Guide
PB7035	ProBasics Half Bed Rails
PBHBMATIS	ProBasics 80 Inner Spring Mattress
PBFEB-FRGRP1PKG	Lightweight Full-Electric Bed w/Full Rails & Group 1 Boxed Mattress
HBFESS	ProBasics Full Electric Head/Foot Springs, Motors, Pendant
HBFEBE	ProBasics Head & Footboard, Casters, User Guide
PB6034	ProBasics Full Bed Rails
PBSATINFOAM3680	ProBasics Group 1 Foam Mattress (Compressed/Boxed)
PBFEB-HRGRP1PKG	Lightweight Full-Electric Bed w/Half Rails & Group 1 Boxed Mattress
HBFESS	ProBasics Full Electric Head/Foot Springs, Motors, Pendant
HBFEBE	ProBasics Head & Footboard, Casters, User Guide
PB7035	ProBasics Half Bed Rails
PBSATINFOAM3680	ProBasics Group 1 Foam Mattress (Compressed/Boxed)
PBFEB-FRARBPKG	Lightweight Full-Electric Bed w/Full Rails & Aruba 200 Mattress
HBFESS	ProBasics Full Electric Head/Foot Springs, Motors, Pendant
HBFEBE	ProBasics Head & Footboard, Casters, User Guide
PB6034	ProBasics Full Bed Rails
ARUBA-200	Sculptured Foam Core Mattress w/Nylon Cover
PBFEB-HRARBPKG	Lightweight Full-Electric Bed w/Half Rails & Aruba 200 Mattress
HBFESS	ProBasics Full Electric Head/Foot Springs, Motors, Pendant
HBFEBE	ProBasics Head & Footboard, Casters, User Guide
PB7035	ProBasics Half Bed Rails
ARUBA-200	Sculptured Foam Core Mattress w/Nylon Cover






PB6034



PB7035




PBHBMATFB



PBHBMATIS



PBSATINFOAM3680



ARUBA-200

# ProBasics Lightweight Full-Electric Bed (with Standard/Low Bed Ends) Packages

PBFEBLO	Lightweight Full-Electric Bed Only with Low Bed Ends
HBFESS	ProBasics Full-Electric Head/Foot Springs, Motors, Pendant
HBFEBEL	ProBasics Low Head & Footboard, Casters, User Guide
PBFEBLO-PKG	Lightweight Full-Electric Bed (Low Bed Ends) w/Bed, Full Rails & Fibercore Mattress
HBFESS	ProBasics Full-Electric Head/Foot Springs, Motors, Pendant
HBFEBEL	ProBasics Low Head & Footboard, Casters, User Guide
PB6034	ProBasics Full Bed Rails
PBHBMATFB	ProBasics Fibercore Mattress
PBFEBLO-HRPKG	Lightweight Full-Electric Bed (Low Bed Ends) w/Bed, Half Rails & Fibercore Mattress
HBFESS	ProBasics Full-Electric Head/Foot Springs, Motors, Pendant
HBFEBEL	ProBasics Low Head & Footboard, Casters, User Guide
PB7035	ProBasics Half Bed Rails
PBHBMATFB	ProBasics Fibercore Mattress
PBFEBLO-FRISPKG	Lightweight Full-Electric Bed (Low Bed Ends) w/Bed, Full Rails & Innerspring Mattress
HBFESS	ProBasics Full-Electric Head/Foot Springs, Motors, Pendant
HBFEBEL	ProBasics Low Head & Footboard, Casters, User Guide
PB6034	ProBasics Full Bed Rails
PBHBMATIS	ProBasics 80 Inner Spring Mattress
PBFEBLO-HRISPKG	Lightweight Full-Electric Bed (Low Bed Ends) w/Bed, Half Rails & Innerspring Mattress
HBFESS	ProBasics Full-Electric Head/Foot Springs, Motors, Pendant
HBFEBEL	ProBasics Low Head & Footboard, Casters, User Guide
PB7035	ProBasics Half Bed Rails
PBHBMATIS	ProBasics 80 Inner Spring Mattress
PBFEBLO-GP1PKG	Lightweight Full-Electric Bed (Low Bed Ends) w/Bed, Full Rails & Group 1 Boxed Mattress
HBFESS	ProBasics Full-Electric Head/Foot Springs, Motors, Pendant
HBFEBEL	ProBasics Low Head & Footboard, Casters, User Guide
PB6034	ProBasics Full Bed Rails
PBSATINFOAM3680	ProBasics Group 1 Foam Mattress (Compressed/Boxed)
PBFEBLO-HRGP1PKG	Lightweight Full-Electric Bed (Low Bed Ends) w/Bed, Half Rails & Group 1 Boxed Mattress
HBFESS	ProBasics Full-Electric Head/Foot Springs, Motors, Pendant
HBFEBEL	ProBasics Low Head & Footboard, Casters, User Guide
PB7035	ProBasics Half Bed Rails
PBSATINFOAM3680	ProBasics Group 1 Foam Mattress (Compressed/Boxed)
PBFEBLO-FRARBPKG	Lightweight Full-Electric Bed (Low Bed Ends) w/Bed, Full Rails & Aruba 200 Mattress
HBFESS	ProBasics Full-Electric Head/Foot Springs, Motors, Pendant
HBFEBEL	ProBasics Low Head & Footboard, Casters, User Guide
PB6034	ProBasics Full Bed Rails
ARUBA-200	Sculptured Foam Core Mattress w/Nylon Cover
PBFEBLO-HRARBPKG	Lightweight Full-Electric Bed (Low Bed Ends) w/Bed, Half Rails & Aruba 200 Mattress
HBFESS	ProBasics Full-Electric Head/Foot Springs, Motors, Pendant
HBFEBEL	ProBasics Low Head & Footboard, Casters, User Guide
PB7035	ProBasics Half Bed Rails
ARUBA-200	Sculptured Foam Core Mattress w/Nylon Cover



## 3-Motor Full-Electric Bed

### WITH BUILT-IN LOW BED OPTION

The **ProBasics Full Electric Bed With Built-in Low Bed Option** combines the features of a full-electric bed with the safety and convenience of a low bed, where rails are not desirable or appropriate, but potential injuries from falling out of bed are still a concern. Dual-purpose bed ends with telescoping legs accommodate multiple bed height profiles from low to standard to high, and are self-leveling.

The split-spring design incorporated into the low bed profile still allows for the easy, one-person delivery but with all the benefits of a low bed.

### FEATURES

- Bed ends convert from low bed to conventional full electric with telescoping legs and are self-leveling
- Strong base frame with a welded steel split spring design and reinforced head section
- Easy assembly with motors & electronics fully removable for easy cleaning of frame
- The easy-to-use pendant control provides motorized positioning of the upper body and knees, and adjusts bed frame height
- The head and foot sections can be raised or lowered both simultaneously or independently
- Composite head and footboard panels are both strong and durable
- Pivot points use self-wrenching nut system
- Trendelenberg & reverse Trendelenberg position capable
- In case of a power failure head and foot section can be lowered by inserting two 9V batteries (not included) on to the motor via simple connection
- HCPCS Code: E0297\*

### PRODUCT SPECIFICATIONS

Bed Height:	12.7" min. - 25.3" max.
Sleep Surface:	80" L x 36" W
Overall Bed:	89" L x 36" W
Weight Capacity:	450 lbs/Patient - 350 lbs
Limited Warranty:	5 year on frame 2 year on motor - mechanical/electrical

### SHIPPING SPECIFICATIONS

Component:	Carton Size:	Shipping Weight:
Full-Electric Low Bed Head Spring & Foot Spring:	46" x 10" x 37"	115 lb
Full-Electric Low Bed Ends w/Bed Motor Box:	43" x 9" x 37"	85 lb

Item #	Description	UOM
PBFEB3MLO	ProBasics 3 Motor Full Electric Bed with standard/Low Bed Ends	each

\* Providers are responsible for determining appropriate billing codes for Medicare Program claims. This information is included for your convenience and is not intended, nor should it be considered billing advice.




PB6034



PB7035




PBHBMATFB



PBHBMATIS



PBSATINFOAM3680



ARUBA-200

# Full-Electric 3-Motor Bed with Standard/Low Bed Ends Packages

PBFEB3MLO	Full-Electric 3-Motor Bed Only with Standard/Low Bed Ends
3MHBFEVELO	ProBasics 3 Motor Head Spring & Head Bed End
3MHBFESSLO	ProBasics 3 Motor Foot Spring, Foot Bed End & Motors
PBFEB3MLO-PKG	Full-Electric 3-Motor Bed w/Full Rails & Fibercore Mattress
3MHBFEVELO	ProBasics 3 Motor Head Spring & Head Bed End
3MHBFESSLO	ProBasics 3 Motor Foot Spring, Foot Bed End & Motors
PB6034	ProBasics Full Bed Rails
PBHBMATFB	ProBasics Fibercore Mattress
PBFEB3MLO-HRPKG	Full-Electric 3-Motor Bed w/Half Rails & Fibercore Mattress
3MHBFEVELO	ProBasics 3 Motor Head Spring & Head Bed End
3MHBFESSLO	ProBasics 3 Motor Foot Spring, Foot Bed End & Motors
PB7035	ProBasics Half Bed Rails
PBHBMATFB	ProBasics Fibercore Mattress
PBFEB3MLO-FRISPKG	Full-Electric 3-Motor Bed w/Full Rails and Innerspring Mattress
3MHBFEVELO	ProBasics 3 Motor Head Spring & Head Bed End
3MHBFESSLO	ProBasics 3 Motor Foot Spring, Foot Bed End & Motors
PB6034	ProBasics Full Bed Rails
PBHBMATIS	ProBasics 80 Inner Spring Mattress
PBFEB3MLO-HRISPKG	Full-Electric 3-Motor Bed w/Half Rails and Innerspring Mattress
3MHBFEVELO	ProBasics 3 Motor Head Spring & Head Bed End
3MHBFESSLO	ProBasics 3 Motor Foot Spring, Foot Bed End & Motors
PB7035	ProBasics Half Bed Rails
PBHBMATIS	ProBasics 80 Inner Spring Mattress
PBFEB3MLO-GP1PKG	Full-Electric 3-Motor Bed w/Full Rails & Group 1 Boxed Mattress
3MHBFEVELO	ProBasics 3 Motor Head Spring & Head Bed End
3MHBFESSLO	ProBasics 3 Motor Foot Spring, Foot Bed End & Motors
PB6034	ProBasics Full Bed Rails
PBSATINFOAM3680	ProBasics Group 1 Foam Mattress (Compressed/Boxed)
PBFEB3MLO-HRGP1PKG	Full-Electric 3-Motor Bed w/Half Rails & Group 1 Boxed Mattress
3MHBFEVELO	ProBasics 3 Motor Head Spring & Head Bed End
3MHBFESSLO	ProBasics 3 Motor Foot Spring, Foot Bed End & Motors
PB7035	ProBasics Half Bed Rails
PBSATINFOAM3680	ProBasics Group 1 Foam Mattress (Compressed/Boxed)
PBFEB3MLO-FRARBPKG	Full-Electric 3-Motor Bed w/Full Rails & Aruba 200 Mattress
3MHBFEVELO	ProBasics 3 Motor Head Spring & Head Bed End
3MHBFESSLO	ProBasics 3 Motor Foot Spring, Foot Bed End & Motors
PB6034	ProBasics Full Bed Rails
ARUBA-200	Sculptured Foam Core Mattress w/Nylon Cover
PBFEB3MLO-HRARBPKG	Full-Electric 3-Motor Bed w/Half Rails & Aruba 200 Mattress
3MHBFEVELO	ProBasics 3 Motor Head Spring & Head Bed End
3MHBFESSLO	ProBasics 3 Motor Foot Spring, Foot Bed End & Motors
PB7035	ProBasics Half Bed Rails
ARUBA-200	Sculptured Foam Core Mattress w/Nylon Cover



#### BED RAIL OPTION

Available with Bed Package  
(PB42BARBBED-PKG) or sold  
separately (#PB8035).



#### THERAPEUTIC SUPPORT SURFACES

Bariatric Foam Mattress  
(#PBHB42MAT).

## Bariatric Bed

### HEAVY-DUTY, FULL-ELECTRIC

The **ProBasics Bariatric Homecare Bed** is a heavy-duty, full-electric bed frame capable of supporting patients up to 600 lbs. (total distributed weight capacity = 700 lbs.). Designed with the bariatric patient in mind, the bed frame extends to the edges of the bed deck for better support than most other split-spring bariatric beds. The hand pendant features dynamic client positioning, allowing the consumer or caregiver to change the positioning of the head and foot sections as well as the bed height. Despite its size, bed setup within the home is easy - no special tools are needed.

### FEATURES

- Heavy-duty frame ensures strength and patient safety
- Larger sleep surface than conventional bed
- Split-pan design with removable bed ends is easy to setup
- Motorized positioning of upper body and knees as well as height adjustment provides maximum comfort and versatility to patient and caregiver
- High impact bed end panels are durable, impact and scratch resistant and washable for easy cleaning
- Hand control allows for multiple bed positioning for patients
- Two locking and two non-locking casters for secure positioning
- Emergency crank provided in the event of a power failure
- HCPCS Code: E0301\*

### PRODUCT SPECIFICATIONS

Bed Height (Floor to Bed Deck):	18.5" min. – 26" max.
Sleep Surface:	80" L x 42" W
Weight Capacity:	Total weight capacity 700 lbs Max patient weight 600 lbs
Assembled Bed Weight:	276 lb
Limited Warranty:	5 year on frame 1 year on electrical components

*Whenever bed rails are used as part of any hospital or home care bed system, the potential for bed rail entrapment exists. To reduce the risk, a patient must always be assessed regarding their risk of entrapment before any product is used. Routine patient monitoring is also required once a product is in use. To learn more about the risk of bed rail entrapment, contact your Compass Health Brands' sales representative for a copy of our "Bed Rail Safety Guide" or visit US FDA's website at <http://www.fda.gov> and search for "Bed Rail Entrapment."*

Item #	Description	UOM
PB42BARBED	ProBasics Bariatric 42" Full Electric Bed	each
PB42BARBED-PKG	ProBasics Bariatric 42" Full Electric with Foam Mattress and Half-Length Brown Vein Rails	each

\* Providers are responsible for determining appropriate billing codes for Medicare Program claims. This information is included for your convenience and is not intended, nor should it be considered billing advice.



## Bed Accessories

### Reduced Gap Full-Length Bed Rails

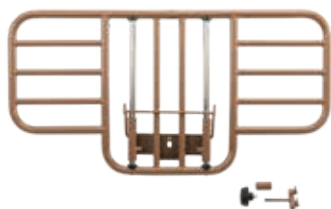


#### FEATURES

- Welded steel construction with brown vein finish
- Self adjusting spring loaded crossbraces
- Four crossbars reduce entrapment hazards
- Overall length: 55"
- Overall height above deck: 13.5" raised – 4.5" lowered

Item #	Description	UOM
PB6034	ProBasics Reduced Gap Full-Length Bed Rail	pair

### Four Bar Half Rails



#### FEATURES

- No gap style
- Welded steel construction with brown vein finish
- Fits most woven and spring-style hospital beds
- No tools required
- Height 19", length 37"

Item #	Description	UOM
PB7035	ProBasics Four Bar Half Rail, Clamp-On	pair

### Bed Extender



#### FEATURES

- Adds a 4" extension to bed length to accommodate taller patients
- Attaches at the head end of the bed
- Constructed of durable steel with powder-coated brown vein finish
- Easy installation with minimal tools needed
- Kit includes frame extension, sleep surface extension, two bolts and two nuts

Item #	Description	UOM
X1PBHBEXT	4" Bed frame extender for 36" wide ProBasics bed frames - converts 80" long frames to 84" for taller users	each



## Bed Accessories



### Gap Cushion

#### FEATURES

- Extends mattress to accommodate taller patients; unifies with mattress when sheet is placed over both
- Fills gap between mattress and headboard to reduce entrapment hazards
- Dimensions: 36" x 6" x 4"
- For use with item X1PBHBEXT bed extender

Item #	Description	UOM
HDC-GAPCUSH_6	Converts any 36" w x 6" h x 80" standard mattress into an 84" long mattress for taller users	each



### Bed Cart with Shelf

#### FEATURES

- Steel frame fits onto most standard (36" wide) bed ends
- Composite shelf is rugged for years of dependable service
- Keeps your warehouse organized
- Technicians can roll the beds from warehouse-to-truck-to-customer
- Helps to manage cleaning routines and sanitation protocols

Item #	Description	UOM
PBHBCART36	ProBasics Bed Cart to store and organize 36" wide homecare beds	2/cs



### Carry Case for Single Bed End

#### FEATURES

- Strong wrap-around handles and a durable polyester/PVC-coated shell with padded ends and base
- Makes transporting bed ends easier while protecting end caps from damage and panels from puncture or scratching during transit
- Bag the bed end as clean or dirty, slide the carry case over the covered bed end, close the hook-and loop strap and you're ready to go!
- Fits all 36" wide ProBasics homecare bed head and foot boards

Item #	Description	UOM
PBHBCASE	Carry Case for Single Bed End	1/ea



## Ordering & Shipping Information

### ORDERING POLICY

A valid Compass Health account number is required when placing an order. Once an order for stock product has reached booked status (ready to ship) and is in the shipping process, changes to the order will not be accepted. If it is necessary to change or cancel an order for a non-stock item, Compass Health must be notified immediately, within the same business day. All orders placed with Compass Health must reach a minimum level of \$50.00 in product (before taxes and shipping charges). Credit cards are accepted: Visa, MasterCard and American Express.

### FREIGHT POLICY

Compass Health ships all orders received by 3:00 p.m. EST same day. Stock Orders must have a booked (Ready-to-Ship) status. Orders placed on hold for credit reasons or price deviations will be delayed for shipment until all holds are cleared. All shipments from Compass Health are F. O. B. Origin. This means that the title of product transfers to the buyer at the time the product leaves the Compass Health shipping dock or manufacturing location.

Exceptions to Freight Policy:

- Published freight costs plus handling fees will be charged on shipments to Puerto Rico and Canada.
- Any order requesting expedited delivery will be charged at published list rates. Any order requiring special handling may be subject to additional charges.
- COD shipments will be subject to additional charges.
- Direct ship and clearance items will be charged at published list freight costs.

A customer may pick up any available stock product at a Roscoe Distribution Center with a minimum of four (4) hours advance notice, from 9:00 a.m. - 4:00 p.m., local distribution center time. If a product is not available in a customer's primary shipping location, Compass Health reserves the right to ship a product from its choice of location.

A customer may obtain tracking and delivery confirmation from the carrier, or from a member of our Customer Service Team at (800) 376-7263 or at [www.compasshealthbrands.com](http://www.compasshealthbrands.com).

### WARRANTY

We warrant each item to be free of defects in material and workmanship under normal use. This warranty is in lieu of all other warranties expressed, implied or previously printed and does not apply in the event of negligence, abuse, misuse or normal wear and tear. We are not responsible for injury that may result from abuse, misuse or user negligence and our liability is limited to original selling dealer or distributor. Unauthorized service or modification of product invalidates warranty. If a covered defect is found, Compass Health at its option will do one of the following: 1) Replace any defective or nonconforming part or product. 2) Issue a credit or refund at the original selling price.

### MERCHANDISE INSPECTION

The customer is required to inspect all merchandise upon delivery. Any visible damage or carton shortage should be noted on the carriers delivery receipt. Claims for content shortage should be made to Compass Health Customer Service Department within five (5) days of delivery or any such claim is waived. Concealed damage requires immediate inspection by the carrier or any claim is waived. The customer is responsible for filing of all freight and concealed damage claims with the carrier.

### REFUSED SHIPMENTS/RECONSIGNMENT

It is the responsibility of the customer to contact Compass Health within two (2) business days of the attempted delivery to inform Roscoe that a shipment has been refused. Refusing a shipment in full or part does not guarantee a credit to the consignee. If the consignee refuses the shipment, the carrier will return the product back to the original shipping location.

The refused shipment will undergo one or all of the following:

- RA assignment in accordance to RA assignment policy
- Returned to Consignee when applicable

Allow for thirty (30) days to process any RA associated with a refused shipment order. If a reconsignment of shipment is necessary, and it is found the fault of Compass Health, then Roscoe will pay reconsignment charges and have the freight delivered to the original specified location. If a reconsignment is necessary, and it is found to be the fault of the consignee, then the consignee must accept and receive delivery of the shipment. Once the shipment is received, the consignee can negotiate a re-delivery of the product at the consignee's expense.

### RETURN GOODS POLICY

Compass Health will accept returns within 30 days from the original ship date. 25% restocking fee will be subtracted from the original coast and a credit for the difference will be issued. Returns must be shipped with freight charges prepaid. Shipping costs are not refundable.

All products must be returned in original packaging and must contain all components, accessories and user manuals. In the event that any components are missing you are responsible for the cost of the replacement component and the 25% restocking fee. All returns must be approved with a Return Authorization Number (RA). Please call a member of our customer service team at (800) 376-7263 to obtain a RA number.

Provide the following information when calling:

- Item number
- Original order number
- Product serial number/lot number
- Reason for return

The RA number must be clearly marked on the returned carton and is valid for 10 business days from the date of issue. Returned merchandise must be in the same unit of measure as originally purchased.

Return labels or call tags can be issued by our customer service department to return merchandise. Associated fees and return freight charges will apply. All returns of drop-shipped items are subject to a restocking fee as well as inbound and outbound freight charges.

Returns will not be accepted on items that are:

- Missing their serial number
- Specials order items
- Returned more than 30 days after delivery
- Returned without notification

Freight Overages, Shortages and Damaged Merchandise: All freight overages, shortages and/or damages must be reported immediately upon receipt of shipment. Visible damage should be noted on the freight company's receipt at the time of delivery. All packing and shipping documentation must be retained for damage claims. Contact a member of our customer service team at (800) 376-7263 for final disposition.

[illegible]

[illegible]

[illegible]

## This image shows a single sheet of white paper with horizontal ruling lines. The lines are evenly spaced and run across the width of the page. There are no margins, text, or other markings on the paper.



6753 Engle Road • Middleburg Hts., OH 44130 Toll Free: (800) 376-7263 • Fax: 440-572-4261

[www.compasshealthbrands.com](http://www.compasshealthbrands.com)

rev\_04\_2023