

Compass Health Brands will issue a return authorization. The defective unit or parts must be returned for warranty inspection using the serial number, when applicable, as identification within thirty (30) days of return authorization date. DO NOT return products to our facility without our prior consent. C.O.D. shipments will be refused; please prepay shipping charges.

Limitations and exclusions: the warranty shall not apply to problems arising from normal wear or failure to adhere to the enclosed instructions. In addition, the foregoing warranty shall not apply to serial numbered products if the serial number has been removed or defaced; products subjected to negligence, accident, improper operation, maintenance or storage; or products modified without Compass' express written consent including, but not limited to: modification through the use of unauthorized parts or attachments; products damaged by reason of repairs made to any component without the specific consent of Compass; products damaged by circumstances beyond Compass' control; products repaired by anyone other than a Compass dealer, such evaluation shall be solely determined by Compass. The foregoing express warranty is exclusive and in lieu of all other express warranties whatsoever, whether express or implied, including the implied warranties of merchantability and fitness for a particular use.

Purpose and the sole remedy for violations of any warranty whatsoever, shall be limited to repair or replacement of the defective product pursuant to the terms contained herein. The application of any implied warranty whatsoever shall not extend beyond the duration of the express warranty provided herein. Compass shall not be liable for any consequential or incidental damages whatsoever. This warranty shall be extended to comply with state/provincial laws and requirements.

**COMPASSHEALTH**

Manufactured for:  
Compass Health Brands  
Middleburg Heights, OH 44130  
Toll-free: 1- 800-376-7263  
[www.compasshealthbrands.com](http://www.compasshealthbrands.com)  
7035\_Half\_Bed\_Rail\_User\_Manual\_01  
Made in China

# Clamp-On Half Rails

Model: PB7035

*Note: Check ALL parts for shipping damage. If damage is noted, DO NOT use. Contact the medical equipment provider for further instruction.*

**SAVE THESE INSTRUCTIONS!**



## INDEX

1. Warnings.....	2
2. Installation.....	3-4
3. Raising and Lowering Rails.....	5
4. Limited Lifetime Warranty.....	5-6

### WARNING

**IMPORTANT! READ AND UNDERSTAND THESE INSTRUCTIONS BEFORE INSTALLING OR USING PROBASICS MODEL 7035 CLAMP-ON HALF RAIL. IF YOU DO NOT UNDERSTAND ANY PART OF THESE WARNINGS, CAUTIONS OR INSTRUCTIONS, CONTACT A HEALTHCARE DEALER FOR DIRECTION IN THE USE OF THIS PRODUCT. IF THESE CLAMP-ON HALF RAILS ARE NOT PROPERLY INSTALLED AND ADJUSTED, PERSONAL INJURY AND/OR DAMAGE TO THE CLAMP-ON HALF RAIL COULD RESULT.**


For information on Bed Rail Safety, please see the following brochure: "A Guide to Bed Safety: Bed Rails in Hospitals, Nursing Homes and Home Health Care: The Facts " on the FDA website, at... <http://www.fda.gov/cdrh/beds/>

- The Probasics 7035 Clamp-On Half Rail is designed for use in the homecare setting.
- If components are damaged or missing, contact your dealer immediately. **DO NOT** use substitute parts. Use only Probasics replacement parts. Non Probasics replacement parts could cause entrapment, personal injury, and/or damage to the Clamp-on Half Rails.
- The Probasics 7035 Clamp-On Half Rail has no weight limitation when used with a manual or electric homecare bed. The Clamp-On half Rail is intended to define the edge of the sleep surface and to help prevent an individual from inadvertently rolling or climbing out of bed. Do not use the Clamp-On Half Rail as a restraint. In an individual is capable of injuring himself/herself, consult a physician for alternative means of safe restraint.
- Compass Health Brands assumes no responsibility for any damage or injury caused by improper installation or use of this product.

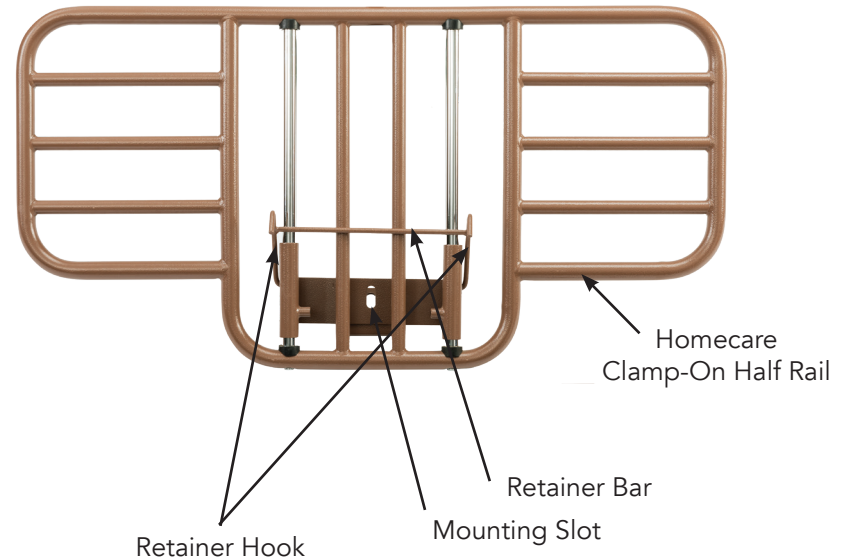
## INSTALLATION

**Note: Clamp-On Half Rail may be installed on either head deck angle or foot deck angle. The Clamp-On Half rail cannot be installed on pan deck.**

**Movable Clamp Disassembly** - Probasics Clamp-On Half Rail, as shipped, is shown below. Before installation, you must remove and disassemble the moveable clamp.




Unscrew the knob from the moveable clamp assembly to separate the knob and threaded clamp, as shown at left.



## INSTALLATION (CONT'D)


1. Attach moveable clamp jaw over deck angle, with threaded rod facing outward, as shown in figure 1.
2. Position Half Rail with fixed clamp jaw toward bed and rails facing outward, as shown below in figure 2.
3. Install knob on end of movable clamp threaded rod, as shown in figure 3. Screw on until the clamp that secures the half rail to the bed frame is tight.

figure 1




**install movable clamp jaw over deck angle**

figure 2



**install fixed clamp jaw under deck angle**

figure 3



**replace knob on movable clamp**

## RAISE AND LOWERING THE CLAMP-ON HALF RAIL

See Clamp-On Half Rail picture on previous page. To Raise Half Rail: Pull out retainer bar, raise rail to highest position, and release retainer bar, ensuring that rail is securely trapped by retainer hooks. To Lower Half Rail: Raise rail slightly to release retainer hooks, pull out retainer bar, lower rail, and release retainer bar.

### **⚠ WARNING**

- Before use, ensure that the Clamp-On half Rail is assembled and installed as described, that all attaching hardware is securely tightened, and that the Clamp-On Half Rail is securely in place; inspect frequently to ensure that all attaching hardware is securely tightened, and that the Clamp-On Half Rail is securely in place.
- **DO NOT** use the Clamp-On Half Rail as a handle for getting into or out of bed; this could result in personal injury and damage to the Clamp-On Half Rail.
- **DO NOT** exert side pressure on the Clamp-on Half Rail; this could deform or break it.
- **DO NOT** use the Clamp-On Half Rail as a push handle for moving the bed; this could deform or break it.

## LIMITED WARRANTY

**PLEASE NOTE: THE WARRANTY BELOW HAS BEEN DRAFTED TO COMPLY WITH FEDERAL LAW APPLICABLE TO PRODUCTS MANUFACTURED AFTER JULY 4, 1975.**

This warranty is extended only to the original purchaser/user of our products. This warranty gives you specific legal rights and you may also have other legal rights which vary from state to state.

Compass Health Brands warrants its product to be free from defects in materials and workmanship for two years for the original purchaser. If within such warranty period any such product shall be proven to be defective, such product shall be repaired or replaced, at Compass Health Brands option. This warranty does not include any labor or shipping charges incurred in replacement part installation or repair of any such product. Compass Health Brands sole obligation and your exclusive remedy under this warranty shall be limited to such repair and/or replacement. For warranty service, please contact the dealer from whom you purchased your ProBasics product. In the event you do not receive satisfactory warranty service, please write directly to Compass Health Brands at the address on the back page. Provide dealer's name, address, model number, and the date of purchase, indicate nature of the defect and, if the product is serialized, indicate the serial number.